

# *Cumberland Police Department* *Annual Report*

## 2010



Submitted by John R. Desmarais  
Chief of Police





# Table of Contents



Chief's Letter to Town Council	Page 3
Introduction and Acknowledgements	Page 4
Vision Statement	Pages 2-5
Mission Statement	Page 6
Departmental Assignments	Pages 7-9
Seniority List	Pages 10-11
Civilian Roaster	Page 12
Highlights of Year 2010 & General Information	Pages 13-25
Goals & Objectives	Page 26
Use of Force Analysis	Pages 27-28
Vehicular Pursuit Analysis	Pages 29-30
Citizen Complaints Summary	Page 31
Grievance Analysis	Page 31
Uniformed Crime Reports – Part I Offenses	Page 32-33
Calls for Service Chart	Page 34
5-Year Crime Index	Page 35
UCR Offense Codes (FBI)	Page 36
Analysis of Burglaries 2008-2010	Page 37
Analysis of D.U.I. Arrests 2008-2010	Page 38
Analysis of Robberies 2008-1010	Page 39
Analysis of Assaults 2008-2010	Page 40
Analysis of Stolen Motor Vehicles 2008-2010	Page 41
Analysis of Larcenies 2008-2010	Page 42
Motor Vehicle Crashes – Analysis of Accidents 2008-2010	Page 43
Motor Vehicle Crashes - - Accidents Per Year	Page 44
Call Analysis by Call Reasons	Pages 45-51
Return A – Return of Offenses	Page 52
Rape Homicide Supplement	Page 53

March 24, 2011

Honorable Cumberland Town Council  
Mr. James T. Higgins, Esq., President  
45 Broad Street  
Cumberland, Rhode Island 02864

Dear Town Council President Higgins:

The Cumberland Police Department has been committed to providing “Professional Quality Policing” to all residences in Cumberland. Our official motto “*Working Together to Build a Safer Community*” is just one of many examples of the modern, progressive police department that we strive to be.

It is my distinct pleasure to submit to you the Cumberland Police Department’s Annual Report for the year of 2010. The police department members have prepared and updated the enclosed report. I am pleased with the accomplishments and progress summarized within this publication. Furthermore, I trust that you, along with Town Council members and residents of Cumberland, will find this report to be very informative and a fair and accurate representation of the dedication and commitment to service that our department exhibits on a daily basis.

I would like to take this opportunity to commend all members of the Cumberland Police Department, sworn, non-sworn and all civilian personnel, for their dedication and hard work while servicing the residents of the Town of Cumberland, the people who work in our town, and the visitors who come to our town on a daily basis. We look forward to working with everyone, from the citizen to the business owner, to the child playing in his/her front yard who waves to our police cruiser as it drives by.

Also, I’d like to thank Mayor McKee and the Town Council for their constant and continued support.

Sincerely,

A handwritten signature in black ink, appearing to read "John R. Desmarais". The signature is fluid and cursive, with the first letters of the first and last names being capitalized and prominent.

John R. Desmarais  
Chief of Police

## **INTRODUCTION AND ACKNOWLEDGEMENTS**

The Cumberland Police Department wishes to acknowledge the assistance and cooperation of the Town Administration and the members of the Town Council during the past year. We would be remiss if we did not acknowledge the other Town Departments and their respective department heads. Their valuable assistance and partnership provides us with the resources to meet our goals and objectives.

The Police Department once again experienced an extremely progressive and successful 2010. Later this year, the CALEA Assessment Team will be at our police station to assess our department on several CALEA standards. This process is a three-year process of conducting a comprehensive self-assessment and complete revision of our policies and procedures and rules and regulations, in order to see if we meet with approval by CALEA. This national recognition is possible because of the long standing commitment of the men and women of the department to maintain this prestigious recognition. As the Chief of Police, I commend the men and women who work for the department for their commitment to police excellence.

The department takes pride in providing police services to Cumberland residents that are second to none. Our department motto of *“Working Together to Build a Safer Community”* has given us the energy and perseverance to succeed in our mission of providing professional quality policing. On behalf of the department, I thank the Town’s elected and appointed officer holders, and especially the residents of Cumberland for their continued support.

There are presently forty-eight (48) sworn and eleven (11) non-sworn members of the Cumberland Police Department. A listing of department employees/assignments is contained within this document. Also included are brief descriptions of some of the programs provided during the past year, which is in keeping with the department’s philosophy of Community Policing. The annual report contains crime reporting data and other useful and interesting information. As with any report, you may have additional questions about the information or lack of information presented. Please feel free to contact me at the police station for further information.




**Chief of Police**

# VISION STATEMENT

## CUMBERLAND POLICE

—Department—



# MISSION STATEMENT

## CUMBERLAND POLICE

—Department—



*"To provide professional police service in our diverse and growing community through a spirit of cooperation and communication; enhancing the quality of life through impartial enforcement of the law and recognizing the changing face of our nation, emphasizing the highest level of integrity and ethical standards"*

## **DEPARTMENTAL ASSIGNMENTS**



**POLICE CHIEF**  
**John R. Desmarais**



**INTERNAL AFFAIRS**  
**COMMUNITY COMPLAINTS DIVISION**  
**Deputy Chief Michael Kinch**

Cumberland Police Department  
2010 Annual Report



**PATROL DIVISION**  
**Captain Mark England**

Lt. Stephen Duda  
Lt. Michael Reilly  
Sergeant George Stansfield  
Sergeant James Murphy  
Sergeant William Wilkie  
Sergeant Jonathan Cook

Lt. Joseph Louro  
Sergeant James Speroni  
Sergeant Richard Champagne  
Sergeant Alan Milligan  
Sergeant Douglas Ciullo  
Sergeant Stephen Samek

Patrol Officer David Cross  
Patrol Officer Alan Crowe  
Patrol Officer Jason Stacki  
SRO/D.A.R.E. Officer Robert Fay  
SRO David Payson until June, 2010  
Patrol Officer Brandon Vadenais  
Patrol Officer Jolene Bell  
Patrol Officer David Rosa  
Patrol Officer Peter Provencal  
Patrol Officer Adam LeDoux  
Patrol Officer Rexford Kirkman  
Patrol Officer Frank Pesanello (July, 2010)

Patrol Officer Manuel Nunes  
Patrol Officer Dennis Hicks  
SRO Kevin Kolek  
Patrol Officer Christopher Iozzi  
Patrol Officer James Batista  
Patrol Officer Daniel Lamoureux  
Patrol Officer Matthew Alves  
Patrol Officer William Saltzman  
Patrol Officer Bradford Hampson  
Patrol Officer Kenneth Henneberry  
Patrol Officer Thomas Burns (July, 2010)

SRO (School Resource Officer)

Patrol Officer Kenneth Vincenzi retired April, 2010  
Patrol Officer Ronald Colvin retired August, 2010  
Patrol Officer Kenneth Piasecki August, 2010

Cumberland Police Department  
2010 Annual Report



**Detective Captain Richard Quinn**

**INVESTIGATIVE UNIT**

Detective Kevin D'Ambra  
Juvenile Detective Jackie Hooper  
Detective Michael Ride

**PROSECUTION DIVISION**

Detective Michael Strain

**OFFICE OF ADMINISTRATION/ PLANNING & TRAINING**

Captain James Coyne

**ACCREDITATION/ PATROL**

Captain Mark England

**SYSTEMS MANAGER**

Sergeant James Murphy

**TRAFFIC OFFICER / TRAFFIC CALMING PROGRAM**

Officer Alan Crowe

**DARE OFFICER**

Patrol Officer Robert Fay

**SCHOOL RESOURCE OFFICERS**

Patrol Officer Kevin Kolek - - High School  
Patrol Officer David Payson- -Middle Schools – until June, 2010



# Seniority List



<u>Name</u>	<u>Rank</u>
John R. Desmarais	Chief
Michael Kinch	Deputy Chief
James Coyne	Captain
Richard Quinn	Captain
Mark England	Captain
Stephen Duda	Lieutenant
Joseph Louro	Lieutenant
Michael Reilly	Lieutenant
James Speroni	Sergeant
George Stansfield	Sergeant
Richard Champagne	Sergeant
James Murphy	Sergeant
Alan Milligan	Sergeant
William Wilkie	Sergeant
Douglas Ciullo	Sergeant
Jonathan Cook	Sergeant
Stephen Samek	Sergeant
Ronald Colvin	Patrol Officer
Kenneth Piasecki	Patrol Officer
David Cross	Patrol Officer
Manuel Nunes	Patrol Officer
Kevin D'Ambra	Detective
Alan Crowe	Traffic Officer
Michael Strain	Detective
Dennis Hicks	Patrol Officer
Jackie Hooper	Detective
Jason Stacki	Patrol Officer
Kevin Kolek	School Resource Officer
Kenneth Vincenzi	Patrol Officer
Robert Fay	DARE Officer
Christopher Iozzi	Patrol Officer
David Payson	School Resource Officer
Michael Ride	Detective
James Batista	Patrol Officer
Brandon Vadenais	Patrol Officer
Daniel Lamoureux	Patrol Officer
Jolene Bell	Patrol Officer
Matthew Alves	Patrol Officer

# Seniority List

---

---

**Continued:**

David Rosa	Patrol Officer
William Saltzman	Patrol Officer
Peter Provencal	Patrol Officer
Brad Hampson	Patrol Officer
Adam Ledoux	Patrol Officer
Peter Sweet	Patrol Officer
Shanna Loveless	Patrol Officer
Kenneth Henneberry	Patrol Officer
Rexford Kirkman, Jr.	Patrol Officer



# Cumberland

R H O D E I S L A N D

## Civilian Employees

<u>Name</u>	<u>Position</u>	<u>Date of Appointment</u>
<b>Patricia Tweedie</b>	Administrative Assistant to the Chief of Police	09/04/07
<b>Humberto Teixeira</b>	Building Maintenance	04/04/94
<b>David Boyce</b>	Public Safety Dispatcher	11/14/93
<b>David Connors</b>	Public Safety Dispatcher/ Supervisor	04/05/88
<b>Richard Gingras</b>	Public Safety Dispatcher	01/13/92
<b>Michael Tessier</b>	Public Safety Dispatcher	08/07/00
<b>Shane Gingras</b>	Public Safety Dispatcher	02/24/03
<b>Michael O'Connor</b>	Public Safety Dispatcher	09/29/02
<b>Margaret Grieve</b>	Public Safety Dispatcher	05/01/06
<b>Nancy Whitney</b>	Records Clerk	04/27/87
<b>Monica Brady</b>	Clerk Passports/V.I.N.	01/18/94

# 2010 Highlights

## Patrol Division

In 2010, the Patrol Division saw three officers retire, two new officers hired and two new programs that were initiated. Patrolman Ron Colvin retired after twenty years of service, culminating his distinguished career as the Fitness Coordinator for the Cumberland Police Department. Officer Colvin excelled in this capacity and brought the entire program to its highest level. Officer Colvin also served as a Field Training Officer, BCI Detective and instructor at the Rhode Island Municipal Police Academy.

Officer Kenneth Piasecki also retired in 2010 after twenty years of distinguished service. Officer Piasecki also was a BCI Detective and served in the Detective Division for many years. He was instrumental in raising the standards of the BCI Division of the Detective Unit. Officer Piasecki also received numerous commendations for his service in both the Detective and Patrol Divisions.

Officer Kenneth Vincenzi retired during the year of 2010. Officer Vincenzi served in several narcotics units and was instrumental in their successes. He also received numerous commendations while in the Patrol Division. All three officers will be sorely missed.

This past year saw two new officers with Officers Thomas Burns and Frank Pesanello joining the Department. Both officers graduated the Rhode Island Municipal Police Academy in June, 2010, and the Department's twelve week Field Training program. They have acclimated to the positions extremely well and it has become immediately apparent that they will enjoy very successful careers with the Cumberland Police Department.

In the summer of 2010 the Patrol Division initiated a Bike Patrol Unit where officers patrol the more densely populated areas within the Town of Cumberland. The goal of the unit was the discovery of citizens' concerns, ideas and problems within the various neighborhoods as they have a greater potential of becoming realized with more person to person contacts which the Bike Patrol offers. This newly established unit had much more success than anticipated. Reports from the community were tremendous as they embraced the idea of speaking with officers at length under circumstances not incident driven. Quality of life issues were met as well as various crimes that were investigated by both Patrol and Detectives. An expansion of the unit will occur next summer and the successes enjoyed during 2010 will hopefully continue.

Another program that was initiated was the Special Arrest Unit (SAU). A group of five officers were trained and eventually sought out active Affidavit and Capias arrest warrants. This new formed Unit performed a warrant sweep within the Town of Cumberland which resulted in eleven arrests on the first night of existence. The Special Arrest Unit will capitalize on this early success and expand into completing more sweeps during 2011.

## **Detective Division**

The Detective Division is responsible for the investigation of felony and misdemeanor crimes, town ordinance violations, narcotics, vice computer and white collar crimes. The division is responsible for follow-up investigations, performing background checks, conducting sex offender notifications, and maintains the department's evidence storage area. The Detective Division is made up of a Captain and three detectives including a Juvenile Detective and a Prosecution Detective. The Detective Division members are on call 24 hours a day, seven days a week, in the event a serious offense or incident should occur in town.

## **Municipal Court**

During this past year, 2010, our number of tickets and cases in the Municipal Court, including trials, were down from past years. Our trial prosecution rate for 2010 was Eighty three percent, (83%). We had eighteen (18) trials and secured convictions in fifteen (15) of them and lost three (3).

## **Traffic Calming / Traffic Officer**

Traffic safety continues to be a top priority for Cumberland residents. 2010 saw a decrease in the number of accidents from 905 in 2009 to 848 in 2010, 57 less accidents. Also this number was less than 2008 which had 880. Numerous factors contribute to the overall reduction in motor vehicle accidents. Utilizing three speed trailers each week in different locations where complaints of speeding and also using these trailers as message boards in problem areas of accidents. Programs such as Neighborhood Traffic Calming and Residential Speed programs, as well as, the increased efforts of the entire police department. The "Traffic Calming Program" has provided the community with an avenue to take traffic-related complaints. The program opens a channel of communication between the citizens of Cumberland and the police department. In addition to calling attention to problems such as speeding and obedience to traffic controls, citizens can request to have a "Traffic Study" performed in the area. Upon receipt of a formal request to the Chief of Police for a study, the Traffic Officer will conduct an evaluation of the area. The evaluation will start with the Traffic Officer spending some time in the area. It will continue by assessing the number of accidents in the area as well as citation history. The traffic office also has equipment available to measure traffic volume and speed. After evaluating all the collected data, the Traffic office may recommend the street for Traffic Calming initiatives. These initiatives may include signage, speed bumps/tables or road design changes. The Traffic Calming program helps residents mitigate traffic problems through communication and cooperation.

The “Residential Speed Management” program that was initiated in 2006 has expanded to include more neighborhoods in town. The program utilizes a staggered schedule of traffic posts at problem areas in town. In 2010 many signs, such as “Slow Children Playing” and Speed Limits signs were placed in neighborhoods.

Through the traffic budget, the traffic division was able to utilize the dirt bike detail throughout the summer weekends. This program allowed two officers to go out on dirt bikes for four hour blocks on weekend days. The officers targeted areas where most complaints of dirt bikes and ATV were seen riding. Cumberland does not allow any recreational vehicle riding on public property.

Seat belt usage in Cumberland exceeds national averages. In November a week of “Click it or Ticket” was conducted with a 85% average before the week started, and after a week of four hour blocks with emphasis on seat belt usage, the post study showed an average of 89% usage in the two areas in which study was conducted.

The Office of Traffic Safety was once again recognized by AAA of Southern New England in 2010 with an award for “Pedestrian Safety Citation”. This award is given to the police department in recognition of nine years with NO Pedestrian Fatalities. The Office of Traffic Safety also created numerous ordinances in the town for traffic purposes to increase the safety of streets, as well as, promote improved flow of traffic.

The Office of Traffic Safety has also been actively involved in new construction with the town. The Office of Traffic Safety reviews most projects that go before the Town Planning Board. This is an important step because it allows the police department to identify potential traffic safety issues before they are built. This process also insures that traffic safety requirements are actually constructed by developers.

### **S.T.R.E.S.S.**

In addition to the Neighborhood Traffic Calming Program, a program called S.T.R.E.S.S. (Selective Traffic Radar Enforcement for Safer Streets) has been in use by the police department. The program was initiated in 2003 and continues to be an important supplement to the Neighborhood Traffic Calming program. The main focus of the S.T.R.E.S.S. program is to have dedicated, four hour shifts for radar enforcement which accounts for an additional 140 - 200 hours of traffic radar enforcement each month. Unlike the Neighborhood Traffic Calming Program that targets only a small number of areas each year, the S.T.R.E.S.S. Program provides additional radar coverage town wide on a daily basis. With a growing population come concerns and requests by town residents for a police presence to deter speeding vehicles. The Traffic Safety Office is able (through S.T.R.E.S.S.) to direct patrols immediately, in response to citizen speeding complaints. The S.T.R.E.S.S. Program has met this demand without any cost to the town; analysis was performed and revealed that the revenue offsets the costs of the program.

The S.T.R.E.S.S. program has proven to be an effective tool in combating speeding as well as other traffic offenses. Statistics have shown a reduction in traffic accidents and related injuries since the program's inception. Officers working in the S.T.R.E.S.S. program issued **153** citations in **2010**. The increased number of citations issued through the STRESS program has not only helped reduce speeding but has contributed additional funds to the town that will help offset the cost of the program. The S.T.R.E.S.S. program has produced impressive results while costing taxpayers very little.

## National Accreditation



The Cumberland Police Department has worked hard to maintain its status with the Commission on Accreditation for Law Enforcement Agencies (CALEA). In 2003, the Cumberland Police Department joined the RI State Police, Warwick Police, Smithfield Police and Brown University Police as the only Nationally Accredited Police departments in Rhode Island. In 2008, Bristol Police Department also became accreditation.

CALEA accreditation is a professional affirmation of department standards and practices. To maintain accreditation status with CALEA the police department must maintain (and prove) compliance with 462 policy standards. These standards regulate everything from an Officer's uniform to the procedures followed during a police pursuit. Accreditation also helps reduce potential liability suits brought against the Town.

On March 21, 2009 the Commission on Accreditation of Law Enforcement Agencies (CALEA) approved the Cumberland Police Department's quest for National Accreditation for a second re-accreditation. The three-year process of conducting a comprehensive self-assessment and complete revision of our policies and procedures and rules and regulations was met with approval by CALEA. This national recognition was possible because of the long standing commitment of the men and women of the department to maintain this prestigious recognition.

Maintaining Accreditation status requires an Accreditation Manager to oversee the process. Captain Mark England, assisted by Lieutenant Stephen Duda, is the Accreditation Manager and is working diligently to ensure the agency is ready for its upcoming re-accreditation assessment to take place in December of 2011.

## Emergency Operations

The Emergency Operations Division coordinates all police department activities related to the planning for, mitigation of, response to, and recovery from any and all man-made or natural disasters that affect the Town of Cumberland. The Emergency Operations Division of the department has adopted an all-hazard approach in all of our planning and training activities related to emergency management.

**The Town of Cumberland's Emergency Management Director is Chief John R. Desmarais.** The Assistant Director is former Police Chief Anthony J. Silva. Activities for the Emergency Management team including the Emergency Management Coordinator, Captain James Coyne, attend the monthly Fire District Chief's meetings, the daily log in to the State of Rhode Island Emergency Management Agency's WebEOC computer system, participation in any conference calls between the State EMA and the Town, attendance at local, regional and state planning meetings, and representing the town at state-wide exercises and trainings. The Emergency Operations Coordinator also oversees the on-going multi-hazard planning process for emergency operations for the police department. Many planning sessions are held with other community responders to plan for our response to critical incidents at our schools, Pandemic Flu, Emergency Distribution of Medicines (MEDS), shelter certification and operations, Alternative Care Facilities, hurricane response, rail safety and response, as well as FEMA's Point of distribution system (PODS). The Emergency Management team was involved and coordinated the school-based H1N1 clinics for each school in the town.

## The Cumberland Police Color Guard

In 1994 the Cumberland Police Honor/Color Guard was formed as a voluntary unit to serve the department as representatives in a variety of roles. Throughout the years, numerous officers have taken on the added responsibility that comes with true dedication to the department and the town. Since its inception, the Honor/Color Guard has participated in the following events.

Police Officers Wakes and Funerals  
Services for Members of Police Officer's families (current and retired)  
Promotional ceremonies  
Mayor and Town Council Inaugurations  
Memorial Day and Veteran Day ceremonies at Monastery Grounds  
Luisitania and Fatima Parade ceremonies  
The Arnold Mill's Fourth of July Parade  
The Autumnfest Parade in Woonsocket  
The Aquidneck Island Police Parade in Newport  
The Pawtucket, Newport, Providence and South Boston St. Patrick's Day Parade  
Opening Ceremonies for Boston Red Sox at Fenway Park, Boston  
Law Enforcement Day for PawSox at McCoy Stadium, Pawtucket, Rhode Island  
New England Revolution at Guillette Stadium, Foxboro, Massachusetts  
Cumberland Police Department  
2010 Annual Report



**Current active members: Detective Captain Richard Quinn, Sergeant William Wilkie  
Sergant Jonathan Cook, Officer Daniel Lamoureux. Officer Peter Sweet,  
Officer Shanna Loveless, Officer Matthew Alves**

### **Physical Fitness Assessments**

The Police department has been conducting physical fitness assessments for officers in an effort to encourage healthy lifestyles and reduce on-the-job injuries by helping officers stay in shape. The program affords officers compensatory time (time off) as a reward for passing a battery of physical fitness tests. These tests include a 1.5 mile run, a flexibility test (sit and reach), bench press, sit-ups and a body fat analysis. The program is conducted twice a year and is becoming more and more popular.

### **Field Training and Evaluation Program (FTEP)**

The Cumberland Police Department (CPD) adheres to a structured training program for new police officers known as the Field Training and Evaluation Program (FTEP). Once new officers complete their training in the Rhode Island Municipal Police Training Academy (RIMPTA), they are assigned to a Field Training Officer (FTO) at CPD who trains and evaluates the officer. The FTO uses a series of 31 varying characteristics from the new officer's contact with the general public, to the officer's awareness of safety.

The FTO concept, known as the San Jose Model, was developed in the early 1970's by the San Jose Police Department in California. The purpose of the program, designed in part based on the military command level, was to provide post-academy training and evaluation of the new police officer's response to training.

The FTO's who are selected to train the new officers go through a strict screening process. They are assessed on their job performance as well as other criteria to ensure that the best possible person is chosen to train the new officers. The FTO's utilize a software program which aides them in writing a Daily Observation Report. These reports systematically review the probationary officer's performance in accordance with the 31 varying characteristics of the FTO program. Also, the software program allows all supervisors to track the progress of the new probationary officer making sure that rules and regulations are adhered to, and that goals and objectives are being met.

The FTO portion of the program runs for a minimum of 12 weeks. After the new officer completes the FTEP training, that officer rises to the status of "solo officer" and is assigned to cover a patrol area on one of the three patrol shifts. For the remainder of the new officers' first year, that officer is on probation status and is evaluated periodically by the supervisor of their respective shift.

The entire FTEP is directed by the FTO Coordinator who schedules the training, pairs new officers with their respective FTO, oversees the daily reports documenting the progress of the new officer, completes a weekly summary of the officer's performance, and reports to administration on such progress. Currently the FTEP program is headed by Sgt. Alan Milligan who is the FTEP Coordinator and Sgt. Christopher Iozzi who has just completed his FTEP Coordinator certification. Currently Officers Alan Crowe, Dennis Hicks, Daniel Lamoureux, Brandon Vadenais, Jimmy Batista, David Payson, Matt Alves, and David Rosa serve as FTO's. Due to the hard work and dedication of all FTO's, the FTEP program is a successful component in the ongoing training at CPD. It offers all new officers a solid foundation for them to build on their career.

## **2010 Open House**

The Cumberland Police Department held its seventh annual Open House on Saturday, September 18, 2010. Approximately 25 officers, The Cumberland Crime Stoppers and all of the department's civilian employees volunteered their time for this event. In attendance for the 2010 Open House were approximately 500 town residents. They were served hamburgers, hot dogs, Sloppy Joes, potato chips, cotton candy and soda or water. The Crimestoppers donated Cumberland Police Department water bottles for the event.

All the department's vehicles, which included police bicycles, motorcycles and off road dirt bikes were on display. Officers provided station tours which included the gym and the detective division. The residents were able to view where their officers keep fit and some of the surveillance and investigation equipment used by the detectives. This year's event also included F.A.T.S. (Firearms Training Simulator) demonstration which was very popular, as well as some Cumberland Fire and Rescue apparatus, and the arrival of the Life Flight helicopter.

In addition, a jumping castle a D. J. and a clown were all on the grounds for the residence to enjoy. Children were given free toys that were donated from local businesses and enjoyed face painting by volunteers. In attendance were representatives from the Cumberland Animal Control, Domestic Violence and R.A.D. (Rape Aggression Defense) to provide information regarding their area of specialty.

The 2010 Open House is a yearly popular event. Those who attended enjoy meeting the officers and all that was offered.

### **School Resource Officers**

Officer Kevin Kolek is a thirteen year veteran and Officer David Payson is an nine year veteran of the department. Officer Kolek is assigned as the School Resource Officer (SRO) at the high school and Officer Payson splits his time between the two middle schools (Joseph L. McCourt Middle School and North Cumberland Middle School). These officers work closely with faculty, staff and students. They wear several hats and provide security and safety within the schools, law enforcement duties, teacher and informal counselor. They spend the majority of their day interacting with students and assisting staff with safety and legal issues while also acting as a peer mediator.

Officer Payson is available to the teachers as a guest speaker on current information relating to their lessons such as Doppler Effect. He is involved in the S.C.O.R.E. program which involves a trip to the ACI for female and male students to learn how the choices they make now, may affect them later. In addition, he visits the health classes and speaks on the importance of being drug and alcohol free. He interacts with students during lunch and chaperones school-sanctioned field trips and dances. SRO's are involved with fire drills and lock-down drills.

Officer Kolek is part of the school safety team that deals with Critical Incidents Response Plans and he conducts risk assessments at the school. He is certified through the National Association of School Resource Officers. He is also a certified as an Advanced School Resource Officer. He has attended many school safety training classes and seminars and he has received training in cyber bullying, legal issues and underage drinking.

Officer Kolek along with the school student assistant counselor took over 40 students to the ACI to attend the Zero Fatalities Project. This is an initiative aimed at raising the awareness of underage drinking and reckless driving. The SRO program along with parents and other volunteers again helped set up and run the Post-Graduation party for graduating seniors. This event helps keep the students safe on their special night. The annual seat belt challenge has become an annual event each year. This event helps teach students the importance of buckling up. The SRO program held various parent conferences and safety events at the school throughout the year. Officer Payson returned to the Patrol Division following the completion of the school year in June, 2010 due to retirements and patrol manpower needs.

## **Tobacco Compliance Checks**

A grant in the amount of \$ 2,000.00 was received from the Rhode Island Department of Health to initiate a compliance/enforcement program with tobacco vendors in the town of Cumberland. This innovative program makes funds available to conduct compliance checks at retail outlets that sell tobacco products. The goal is to reduce the opportunity for minors to purchase tobacco products.

Studies show that prior to programs of this type being implemented, underage youths can purchase cigarettes without being asked for an ID approximately in 70% of their attempts. Since Cumberland began participating in this program seven years ago, our underage buyers are successful in purchasing cigarettes in less than 10% of their attempts. Lieutenant Stephen Duda coordinates the Tobacco Compliance Checks program.

## **Combating Underage Drinking**

A grant in the amount of \$ 4,000.00 was received from the Rhode Island Department of Health to initiate a compliance/enforcement program with alcohol vendors in the town of Cumberland.

In addition to using underage buyers to conduct compliance checks of local liquor license holders, we have used decoys to operations to apprehend adults who purchase alcohol for minors, and utilized specialized patrol units, "party patrols", to locate underage drinking parties. The department has also adopted the policy of notifying parents of minors who were found at underage drinking parties regardless of whether an arrest was made or not. These notifications serve to educate parents about the behavior of their children and to demonstrate that alcohol abuse is a family issue. Lieutenant Stephen Duda coordinates the department's underage drinking prevention efforts.

## **Internship Program**

The department has internship agreements with several of the local colleges. The program allows us to work on several time and labor intensive projects without having to use an officer. Interns are frequently assigned to assist with clerical duties, assist with the accreditation files, and compile traffic and other statistics. In return, our interns have the opportunity to see the behind the scenes workings of a police department and participate in the ride-a-long program.

## **Elderly Affairs Program**

Deputy Chief Michael Kinch has served as the department's Elderly Affairs Officer/Police Senior Advocate since 1993. Deputy Chief Kinch is responsible for developing programs to educate and protect our older citizens, as well as investigating neglect and self-neglect cases involving seniors. In addition, the Elderly Affairs Officer acts as a liaison with the R.I. Department of Elderly Affairs and other social service organizations to ensure the needs of our seniors are met. In 2006, posters were placed in all senior citizens' housing identifying the Police Senior Advocate and contact number.

## **Alzheimer's Alert program**

The Alzheimer's alert program was initiated to assist police officers who may come upon a person who had wandered from their home and unable to get back home, or who may not be able to identify themselves due to Alzheimer's disease. The program was designed to work as supplement to the nation's Alzheimer's Safe Return program. Caregivers of an Alzheimer's victim obtain information such as name, address, and contact person. Once completed, a present picture of the Alzheimer's victim is attached to the form. All completed forms are kept on file, and is accessible 24 hours a day to police officers. Upon coming across an Alzheimer's victim during the course of their patrol, an officer can now identify the person by the photo and ensure their safe return home.

## **Lines for life**

With advancement in medical technology, many of our older residents are living at home longer, with many being by themselves. In order to provide assistance and a sense of security, the Cumberland Police started the "Lines for Life Program" using donated cell phones. Older residents may request cell phones which are programmed to dial 911 only. In case of an emergency, the recipient has the cell phone available to call for assistance. The program has been used by seniors who travel alone at night, or who have been recovering from a recent illness or medical procedure.

## **The Guardian Program**

Since 1995, the Cumberland Police has been using a computer generated calling system named R. U. O. K (Are You O.K.) to check the well-being of our older residents. In 2006 the Cumberland police installed a reverse 911 system. The department can now enter a telephone phone numbers into a data base and locate the address the call was made from. With the reverse 911 system came the Guardian Program. The Guardian program is a state of the art automatic calling system that will take the place of the R. U. O. K. system and will be used to check the well-being of our older residents who wish to

be placed on the call list. An older resident can request a phone call to their home at a designated time of the day or night to check their well being. The Guardian feature of the 911 system will call the resident, and then alert the police dispatcher if the call is not answered. Upon receiving the alert, a police unit will be dispatched to the address.

### **Operation Blue RIPTIDE**

The Cumberland Police Department in conjunction with the RI Office on Highway Safety and other local and state law enforcement agencies, engage in a combined effort to reduce the number of alcohol related traffic accidents in the State of Rhode Island by the implementation of "Operation Blue RIPTIDE". Operation Blue RIPTIDE is a program that is funded by the RI Office on Highway Safety and NHTSA, MADD & RIPCA. The goal of the operation is to provide funding to various local and state law enforcement agencies to provide extra patrols throughout the year and around the holidays, specifically to identify and apprehend those individuals who operate a motor vehicle while under the influence of intoxicating liquor and or drugs.

This year, the Office of Highway Safety funded the Cumberland Police Department with \$7,000 to be used for the program. In addition to the funding for the program, the Cumberland Police Department also received two additional Preliminary Breath Test Instruments (PBT's), to be utilized in the field during suspected DUI stops. The monies funded from the grant were released in October of 2010 and will run through September of 2011. Lieutenant Michael Reilly oversees this program.

### **Juvenile Hearing Board (JHB)**

The Juvenile Hearing Board (JHB) is comprised of a group of seven (7) professional town residents representing each of the voting districts and two at large. Their mission is to promote the public health, safety, morals, and general welfare of all town juvenile residents. The purpose of the JHB is to hear all cases referred to it by the Juvenile Division of the Police Department with respect to persons under the age of seventeen (17) who are charged with violating the laws of the State of Rhode Island, or the ordinances of the Town of Cumberland.

The JHB meets monthly in council chambers and heard 27 juvenile cases in 2010. Juvenile Detective, Jackie E. Hooper is the department's liaison to the Juvenile Hearing Board. The reduction in the number of cases brought before the board from 2006, is a result of Chief Judge Jeremiah's mandate that all alcohol related incidents must be heard in Family Court.

## Crime Stoppers

The Crime Stoppers Board of Directors meets on the first Tuesday of every month right here in the Community Room at the Police Station. B. J. Carette is President of the organization. The Board consists of several members who are dedicated to crime prevention programs and is very supportive of our police department. Crime Stoppers is self-funded through annual fundraising events, such as dances, raffles, etc. The Crime Stoppers hotline encourages the anonymous citizen tips of crime-related information and activities. Rewards of up to \$1,000.00 are offered each month for information leading to the arrest and conviction of perpetrators of various crimes. Crime Stoppers also coordinates and sponsors numerous other crime prevention programs to improve the quality of life for all town residents. The Crime Stoppers co-sponsors the Open House for our department. The Open House has been a tremendous success throughout the years. School Resource Officer Kevin Kolek serves as the department's liaison to the Crime Stoppers Organization.

## D.A.R.E.

Officer Robert Fay is a 10 year veteran of the Police Department and he is the D.A.R.E. Officer. D.A.R.E. is a collaborative effort by law enforcement officers, educators, students, parents, and the community offering an educational program to prevent and/or reduce drug use and violence among our youth. D.A.R.E. is much more than the most widely used substance abuse prevention and safety program in the world. The D.A.R.E. curriculum focuses on life skill topics such as personal safety, consequences of behavior, building self-esteem, assertiveness training, managing stress, role models, and support systems, as well as peer pressure, bullying and the decision making model. **Every 5<sup>th</sup> grade student** in the Town of Cumberland has participated in this program. In 2010 over 500 students participated and graduated from the program.

## Summer Program

In the summer of 2008 the Cumberland Police Department formed a partnership with the Cumberland/Lincoln Boys and Girls Club and a summer basketball league was formed. This pilot program was held twice a week for boys between the ages of 10 and 12. During the summer of 2010, the department developed two leagues for boys and girls between the ages of 10 and 12. The league was formed to get the youth of our community active in sports during the summer. The league is run by Officer Rob Fay and Officer Kevin Kolek. Additional officers volunteered to assist in running the program. All proceeds generated from the program go directly to the Boys and Girls Club.

## R.A.D (Rape, Aggression Defense)

R.A.D. is a unique self-defense training exclusively for woman. The R.A.D., Rape Aggression Defense System, advocates realistically employable tactics, without the time investment, ceremony or mystical concepts of a martial art. It is a course of carefully selected defensive tactics with helpful guidelines for continued personal growth. The program also includes a lifetime practice policy in which any student can return free of charge to practice with the guidance of trained instructors.

The Rape Aggression Defense System is not for the weak at heart. It is a system designed for women who are willing to consider as a viable option, basic education of confrontation principals and personal defense. The program ranges from awareness, risk reduction and avoidance to basic physical defense. It creates the opportunity for women to realize their inner power and strength then see their confidence grow with each lesson. Preparation through education and training is usually the best way to survive an assault situation. Over 100 women have participated.

Detective Jackie Hooper is the program coordinator. Staff instructors include, Captain Richard Quinn, Lieutenant Michael Reilly, and Officer Jolene Bell



Cumberland Police Department  
2010 Annual Report

# GOALS AND OBJECTIVES

## 2011

Staff members were asked to prepare recommendations for department Goals and Objectives for the upcoming year. Staff members include all ranking officers, Sergeants and above. The following is a list of major department objectives.

### **Detective Division:**

- To increase attendance at roll calls to maintain open lines of communication between patrol and detectives.
- Continue to streamline supervisors up to detectives for a couple of weeks to review court processing and other areas of detective responsibility.
- Continue to review felony screening packages with our patrol unit – in service training. To continue communication efforts between detectives and patrol – field interviews.
- Continue to develop additional training in the field training program by putting probationary officers near or at the end of their field training into the detective unit for hands-on experience.
- Utilize the inter-departmental web site for the exchange of information.

### **Training & Communication:**

- Encourage officers and supervisors to attend “train the trainer” training that will prepare them to teach our officers, as well as outside agencies.
- Increase the number of roll call trainings that are held each year to at least five trainings.
- Cross train officers in areas that require a certain amount of expertise allowing smooth transitions in the event of retirement, promotion, or assignments.
- . Utilize the inter-departmental web site for the exchange of information.

### **Patrol:**

- Continue to utilize the bike patrol unit to increase interaction with the public and seek outside funding for its operation.
- Continue to utilize a special patrol unit to focus on warrant arrests at least three times this year.
- Continue to utilize unmarked and undercover cars during patrol shifts
- Continue the program where Sgt. Ciullo trains new supervisors in court procedures, felony screening packages, and warrant writing.
- Develop a formal program to become more pro active with crash data. Target areas identified on the traffic officer’s periodic reports. In line with the RIPTIDE program, determine high volume areas, try to reduce the number of crashes.
- Utilize the inter-departmental web site for the exchange of information.

# CUMBERLAND POLICE DEPARTMENT

## ANNUAL ANALYSIS OF USE OF FORCE REPORTS FOR 2010

	<u>2008</u>	<u>2009</u>	<u>2010</u>
<b><u>TOTAL REPORTS:</u></b>	<b>28</b>	<b>27</b>	<b>18</b>
<b><u>TYPE OF FORCE:</u></b>			
FIREARM PRESENTED	8	10	3
FIREARM DISCHARGE	0	0	0
EXPANDABLE BATON	1	0	0
O/C SPRAY	1	3	3
HANDS/PHYS RESTRAINT	18	18	14
RESTRAINT CHAIR	0	0	0
<b><u>PRIMARY REASON:</u></b>			
EFFECT ARREST	17	23	13
RESTRAIN FOR SAFETY	11	4	5
OTHER	0	0	0
<b><u>RACE:</u></b>			
CAUCASIAN	25	21	14
AFRO-AMERICAN	2	2	3
HISPANIC	1	3	1
ASIAN	0	0	0
<b><u>SEX:</u></b>			
MALE	21	23	13
FEMALE	7	4	5
<b><u>INJURIES:</u></b>			
SUSPECT	8	7	4
OFFICER	2	5	3

## **NARRATIVE:**

**In 2010, officers reported eighteen (18) incidents of use of force. There were twenty seven (27) reports filed in 2009 and a total of twenty eight (28) incidents filed in 2008. In 2010, there were 14 reports of hands or physical restraint indicating that the prevailing type of use of force was the use of hands to physically affect the arrest or to restrain an individual for their own safety. The use of hands, were the cause of most of the Use of Force reports.**

**Eighteen (18) different officers were involved in use of force incidents in 2010; four (4) officers were involved in two incidents, three (3) were involved in three (3) incidents and one was involved in five (5) incidents. In reviewing those incidents, several officers were the second and third officers involved in a particular incident and three incidents several officers were involved because of the dangerous nature of the suspect(s) and the mere situation itself. All of the Use of Force incidents was to affect and arrest or to restrain an individual for their safety.**

**There were thirteen (13) reports of incidents involving males and a total of five (5) incidents involving females. Of the total of eighteen (18) reports of incidents, there were a total of four (4) incidents involving minorities. In reviewing the incidents involving minorities, all were found to be in compliance with department policy, procedures and training.**

**As a result of the reports, four (4) suspects were reported any injuries and three (3) officers were injured. All of the reported injuries to the suspects and/or officers were all minor and primarily bruises abrasions and bumps.**

**All of the Use of Force reports was reviewed by the Officer-In-Charge and all were found to be in compliance with department policies and procedures. An overall review reveals no patterns or trends that require policy revision or additional training.**

# CUMBERLAND POLICE DEPARTMENT

## ANNUAL ANALYSIS OF VEHICLE PURSUITS FOR 2010

	<u>2008</u>	<u>2009</u>	<u>2010</u>
<b>TOTAL REPORTS:</b>	<b>2</b>	<b>1</b>	<b>3</b>
<b>VIOLATORS APPREHENDED:</b>	<b>1</b>	<b>1</b>	<b>5</b>
<b>TOTAL ARRESTS:</b>	<b>2</b>	<b>1</b>	<b>5</b>
<b>CALLED OF BY O.I.C.:</b>	<b>2</b>	<b>0</b>	<b>1</b>
<b>CALLED OF BY OFFICER:</b>	<b>0</b>	<b>0</b>	<b>1</b>
<b>DAYLIGHT PURSUIT:</b>	<b>1</b>	<b>0</b>	<b>1</b>
<b>NIGHTTIME PURSUIT:</b>	<b>1</b>	<b>0</b>	<b>2</b>
<b>PURSUIT RESULTING IN COLLISIONS:</b>	<b>0</b>	<b>1</b>	<b>0</b>
<b>INJURIES RESULTING FROM PURSUITS:</b>	<b>0</b>	<b>4</b>	<b>0</b>
<b>INITIAL REASON FOR PURSUIT:</b>			
<b>(A) Reckless Operation (Danger to Public)</b>	<b>2</b>	<b>1</b>	<b>0</b>
<b>-Motor Vehicle Viol. Only (called off)</b>	<b>0</b>	<b>0</b>	<b>0</b>

**Comments: In reviewing all three (3) pursuits for the year of 2010, one (1) pursuit was a result of a burglary into a house on Valley Stream Drive that started the pursuit of this vehicle to the Massachusetts line where the pursuit was called off by the OIC. As a result of the pursuit, detectives were able to follow up on the registration of the vehicle and made an arrest into the burglary.**

**The second pursuit was a result of three individuals reportedly stealing tire and rims off of a parked car on Crossing Drive. The pursuit ended without incident and three (3) people were apprehended and charged with various charges relating to the pursuit and theft of the tires and rims.**

**The third pursuit was a result of a potential traffic violation and officer pursued the vehicle and then called the pursuit off because of the neighborhood being congested and the potential danger to the public. As a result of this pursuit, the driver was later identified and charges with various motor vehicle violations.**

**Supervisors reviewed all of the pursuits and found that all of the pursuits were in compliance with department policies and procedures.**

**All three (3) pursuits were conducted according to the Cumberland Police Department Vehicle Pursuit Policy. There were no areas of concern, discipline or training issues that arose as a result of any of these pursuits.**

**Submitted by:**



**John R. Desmarais  
Chief of Police**

## **STATISTICAL SUMMARY OF CITIZEN COMPLAINTS FOR 2010**

**TOTAL COMPLAINTS: 18**

**Results of Investigation:**

Sustained:	6
Unfounded:	1
Exonerated:	7
Not Sustained:	4

---

## **5-YEAR STATISTICAL SUMMARY OF EMPLOYEE GRIEVANCES**

<b>YEAR</b>	<b>GRIEVANCES</b>
<b>2005</b>	<b>4</b>
<b>2006</b>	<b>5</b>
<b>2007</b>	<b>2</b>
<b>2008</b>	<b>3</b>
<b>2009</b>	<b>1</b>
<b>2010</b>	<b>4</b>

# **CUMBERLAND POLICE DEPARTMENT**

## **2010 Uniformed Crime Reports**

### **Includes:**

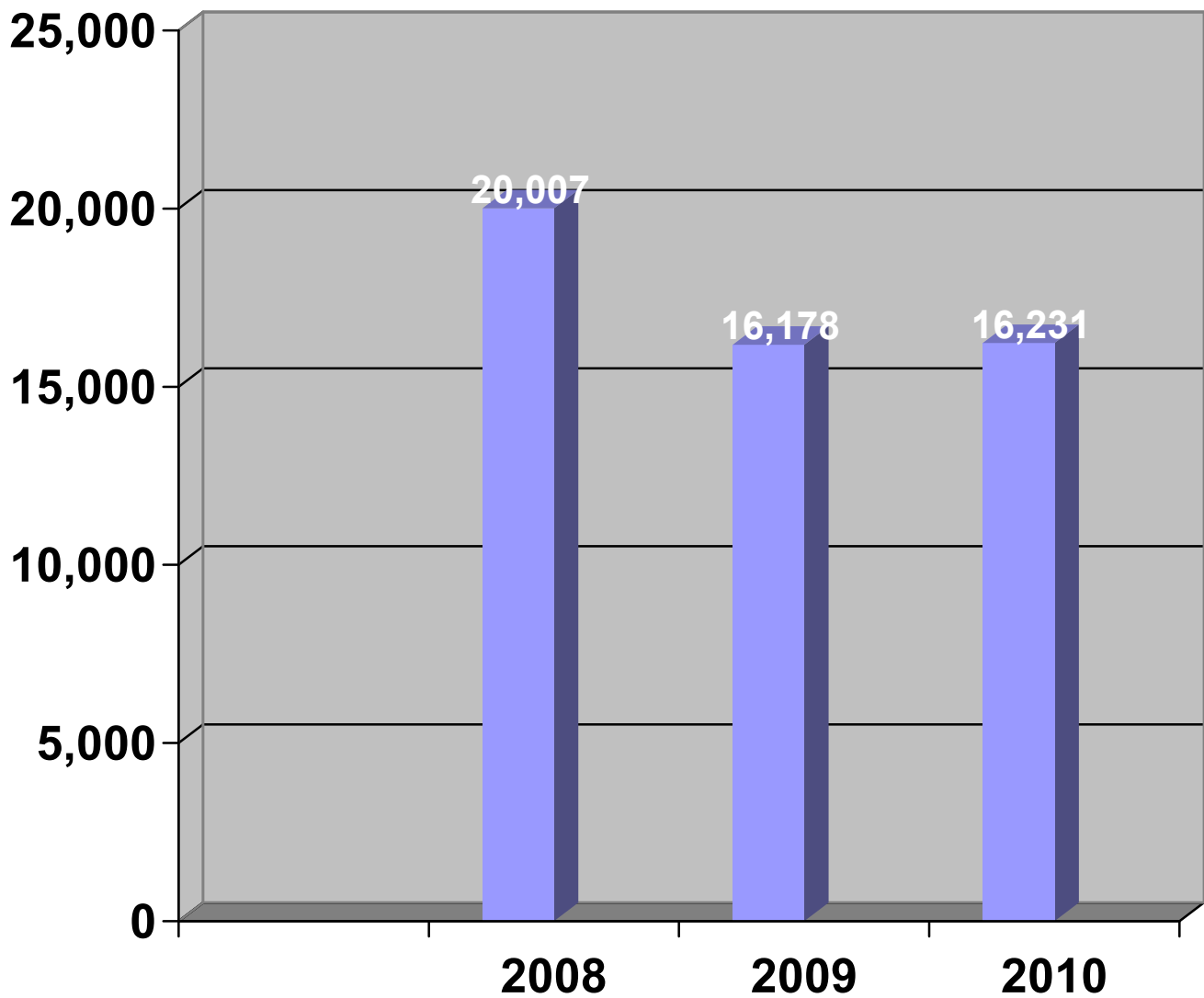
1. Simplified listing of Part I Offenses
2. Analysis of Part I Offenses:
  - Criminal Homicide, Forcible Rape, Robbery Total, Assault Total, Burglary Total, Larceny Total, Motor Vehicle Theft Total
3. UCR Offense Codes (FBI) - Cumberland

## Cumberland Police Department Part I Offenses

**The following is a simplified version of Part I Offenses  
reported during 2010.**

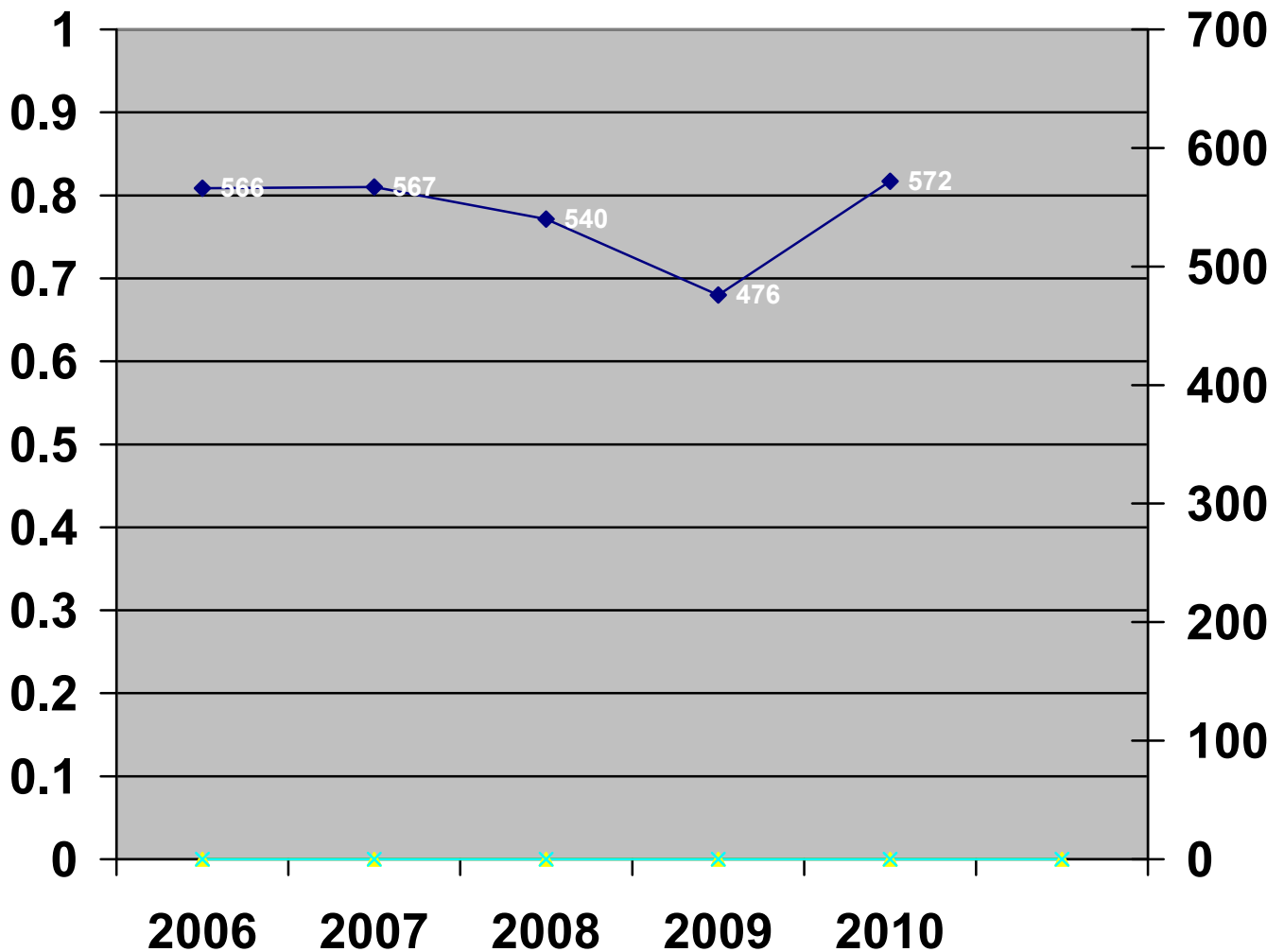
<b>MURDER</b>		<b>1</b>
<b>FORCIBLE RAPE</b>		<b>1</b>
<b>ROBBERY TOTAL</b>		<b>8</b>
Firearm	4	
Knife/Cutting Instrument / Other Dangerous Weapon	1	
Strong Arm	3	
<b>ASSAULT TOTAL</b>		<b>189</b>
Firearm	1	
Knife/Cutting Instrument	4	
Other Dangerous Weapon	11	
Strong Arm	1	
Simple	172	
<b>BURGLARY TOTAL</b>		<b>94</b>
Forcible Entry	43	
Unlawful Entry-No Force	31	
Attempted Forcible Entry	20	
<b>THEFT</b>		
Larceny Theft—No Vehicles		<b>423</b>
<b>VEHICLE THEFT TOTAL</b>		<b>28</b>
Automobiles	20	
Trucks and buses	1	
Other Vehicles	7	
<b>GRAND TOTAL</b>		<b>744</b>

# Cumberland Police Department Calls for Service 2008-2010



# Cumberland Police Department 5-Year Crime Index Analysis 2006-2010

- The Crime Index is intended to provide a measure of the most serious types of crime. Included is the total number of crimes that fit the following categories (Murder, Rape, Robbery, Burglary, Larceny, Motor Vehicle Theft, and Aggravated Assault)



**UCR Offense Codes (FBI) - CUMBERLAND**

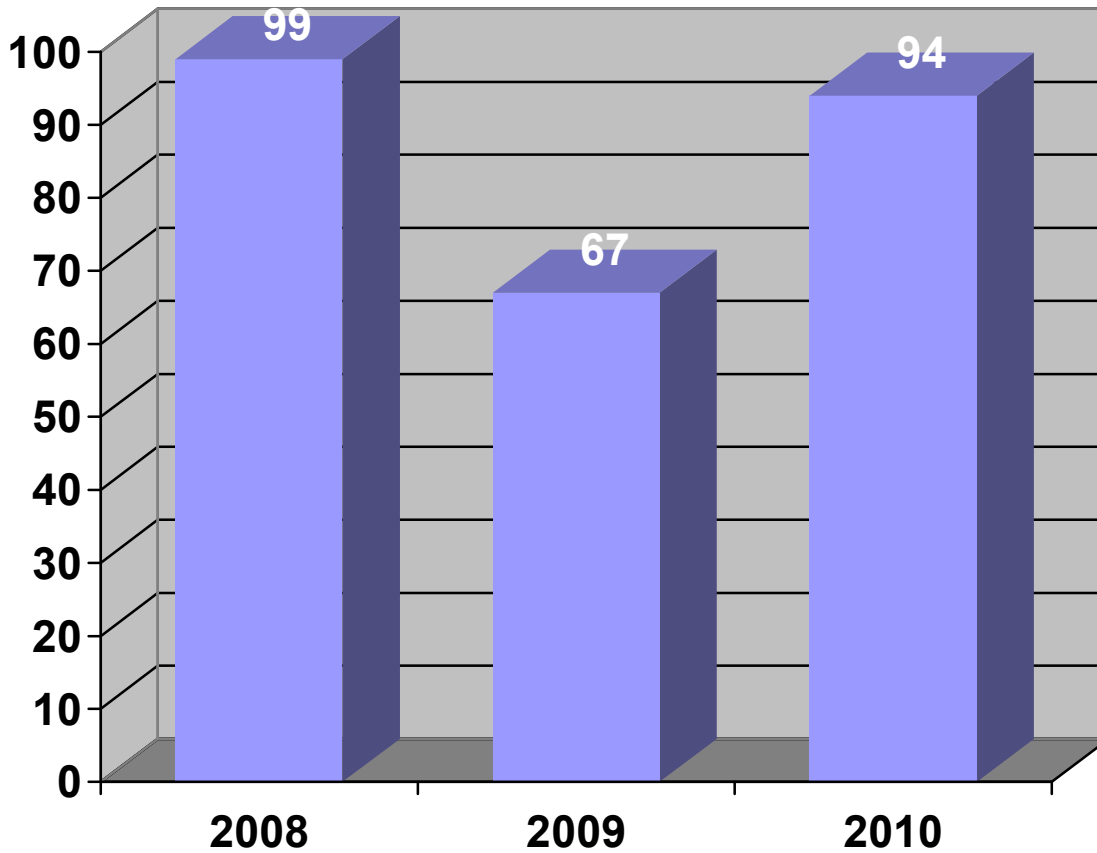
Cumberland Police Department  
2010 Annual Report

### UCR Offense Codes (FBI) - CUMBERLAND

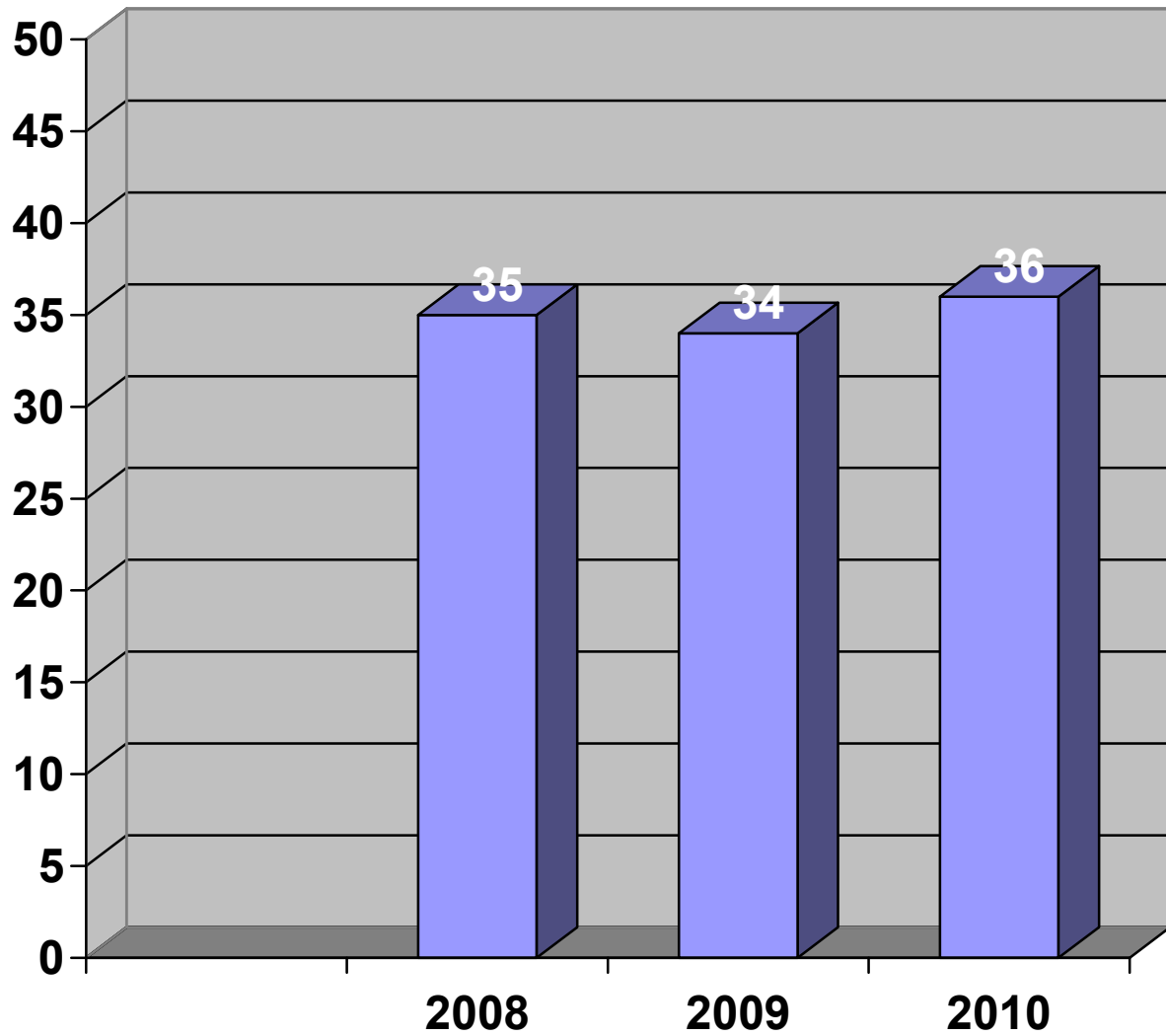
Code	Description	2010 Total Offenses	2009 Total Offenses	2008 Total Offenses	2007 Total Offenses	2006 Total Offenses	2005 Total Offenses
09A	HOMICIDE: MURDER/NONNEG. MANSLAUGHTER	1	1	1	0	0	0
09B	HOMICIDE: NEGLIGENT MANSLAUGHTER	0	0	0	0	0	0
09C	HOMICIDE: JUSTIFIABLE	0	0	0	0	0	0
100	KIDNAPPING / ABDUCTION	0	0	2	0	0	1
11A	SEX OFFENSE, FORCE: RAPE	1	3	5	2	3	3
11B	SEX OFFENSE, FORCE: SODOMY	1	2	2	0	0	1
11C	SEX OFFENSE, FORCE: OBJECT	1	2	3	0	1	2
11D	SEX OFFENSE, FORCE: FONDLING	7	2	2	4	3	4
120	ROBBERY	8	5	10	10	8	6
13A	ASSAULT: AGGRAVATED	17	13	16	15	13	15
13B	ASSAULT: SIMPLE	154	124	141	100	154	111
13C	ASSAULT: INTIMIDATION	22	22	27	21	17	14
200	ARSON	3	5	7	4	5	2
210	EXTORTION / BLACKMAIL	0	0	0	0	0	0
220	BURGLARY / BREAKING AND ENTERI	94	68	100	92	97	78
23A	LARCENY: POCKET-PICKING	1	0	0	0	0	0
23B	LARCENY: PURSE-SNATCHING	0	0	0	0	1	1
23C	LARCENY: SHOPLIFTING	16	22	18	14	39	25
23D	LARCENY: FROM BLDG	64	65	65	77	48	46
23E	LARCENY: FROM COIN OP. MACHINE	0	0	0	0	0	0
23F	LARCENY: FROM MV	123	107	110	79	81	100
23G	LARCENY: AFFIXED MV PARTS/ACCESS.	13	3	5	5	4	2
23H	LARCENY: ALL OTHER	226	176	173	222	247	281
240	MOTOR VEHICLE THEFT	27	22	48	34	34	37
250	COUNTERFEITING / FORGERY	4	6	7	18	14	13
26A	FRAUD: FALSE PRETENSES	16	13	26	30	20	21
26B	FRAUD: CREDIT CARD/AUTO. TELLER MACHINE	20	21	35	35	29	47
26C	FRAUD: IMPERSONATION	0	3	1	2	0	0
26D	FRAUD: WELFARE	1	0	0	0	0	0
26E	FRAUD: WIRE	1	0	1	0	0	0
270	EMBEZZLEMENT	4	1	4	2	9	5
280	STOLEN PROPERTY OFFENSES	6	7	14	13	8	5
290	DESTRUCTION / DAMAGE / VANDALI	389	293	384	384	476	434
35A	DRUG/NARCOTIC: VIOLATION	47	64	59	59	67	28
35B	DRUG/NARCOTIC: EQUIPMENT	1	0	0	0	2	1
36A	SEX OFFENSE, NON FORCE: INCEST	0	0	0	0	0	0
36B	SEX OFFENSE, NON FORCE: STATUTORY	0	2	0	0	1	2
370	PORNOGRAPHY / OBSCENE MATERIAL	1	0	0	0	0	0
39A	GAMBLING: BETTING/WAGERING	0	0	0	0	0	0
39B	GAMBLING: OPERATE/PROMOT/ASSIST	0	0	0	0	0	0
39C	GAMBLING: EQUIPMENT VIOLATIONS	0	0	0	0	0	0
39D	GAMBLING: SPORTS TAMPERING	0	0	0	0	0	0
40A	PROSTITUTION: ENGAGING	0	0	0	0	0	0
40B	PROSTITUTION: ASSIST/PROMOTING	0	0	0	1	0	0
510	BRIBERY	0	0	0	0	0	0
520	WEAPON LAW VIOLATIONS	8	12	12	7	15	3
Total		1277	1064	1278	1230	1396	1288

Cumberland Police Department  
2010 Annual Report

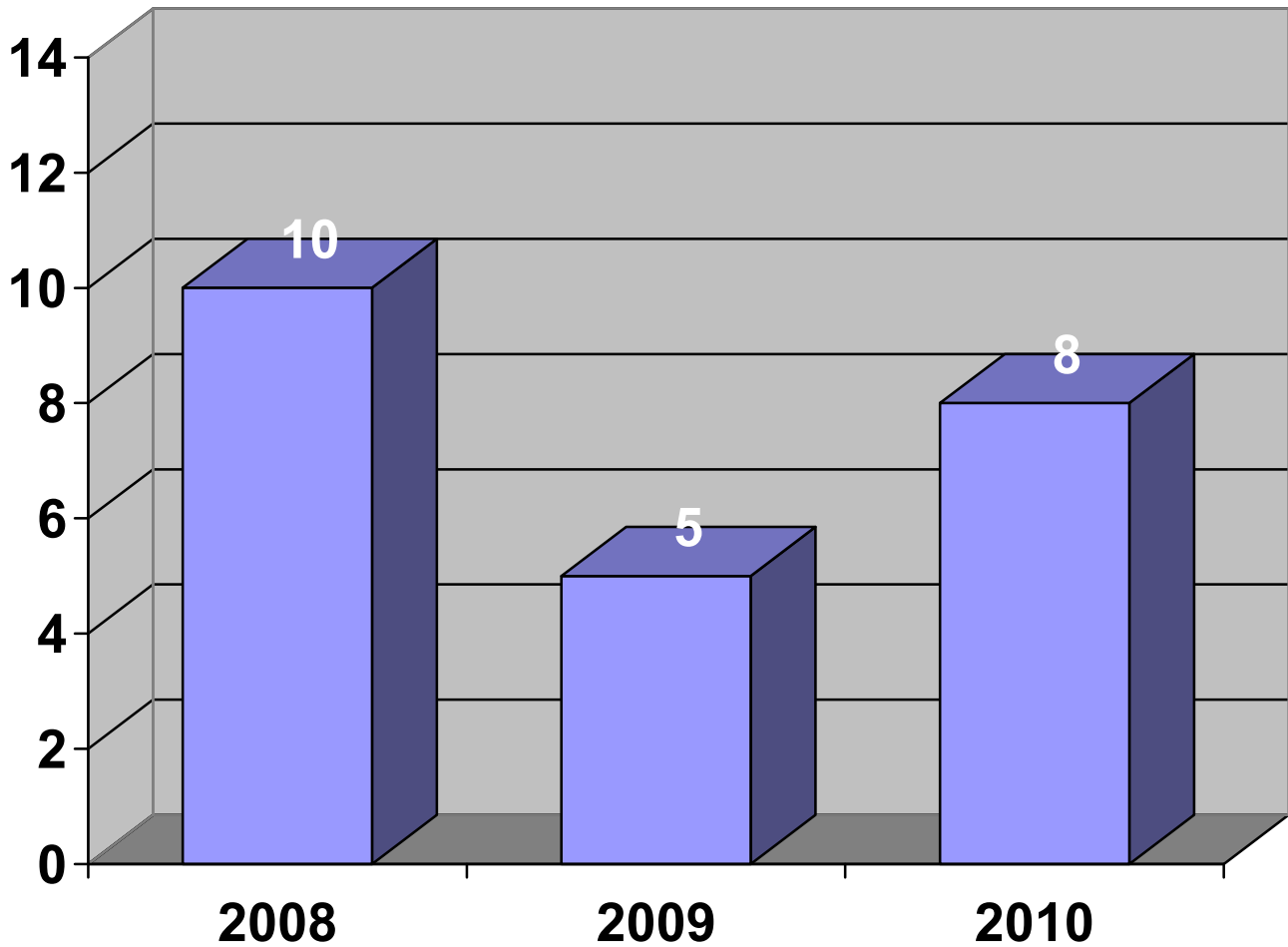
# Cumberland Police Department Analysis of Burglaries 2008-2010



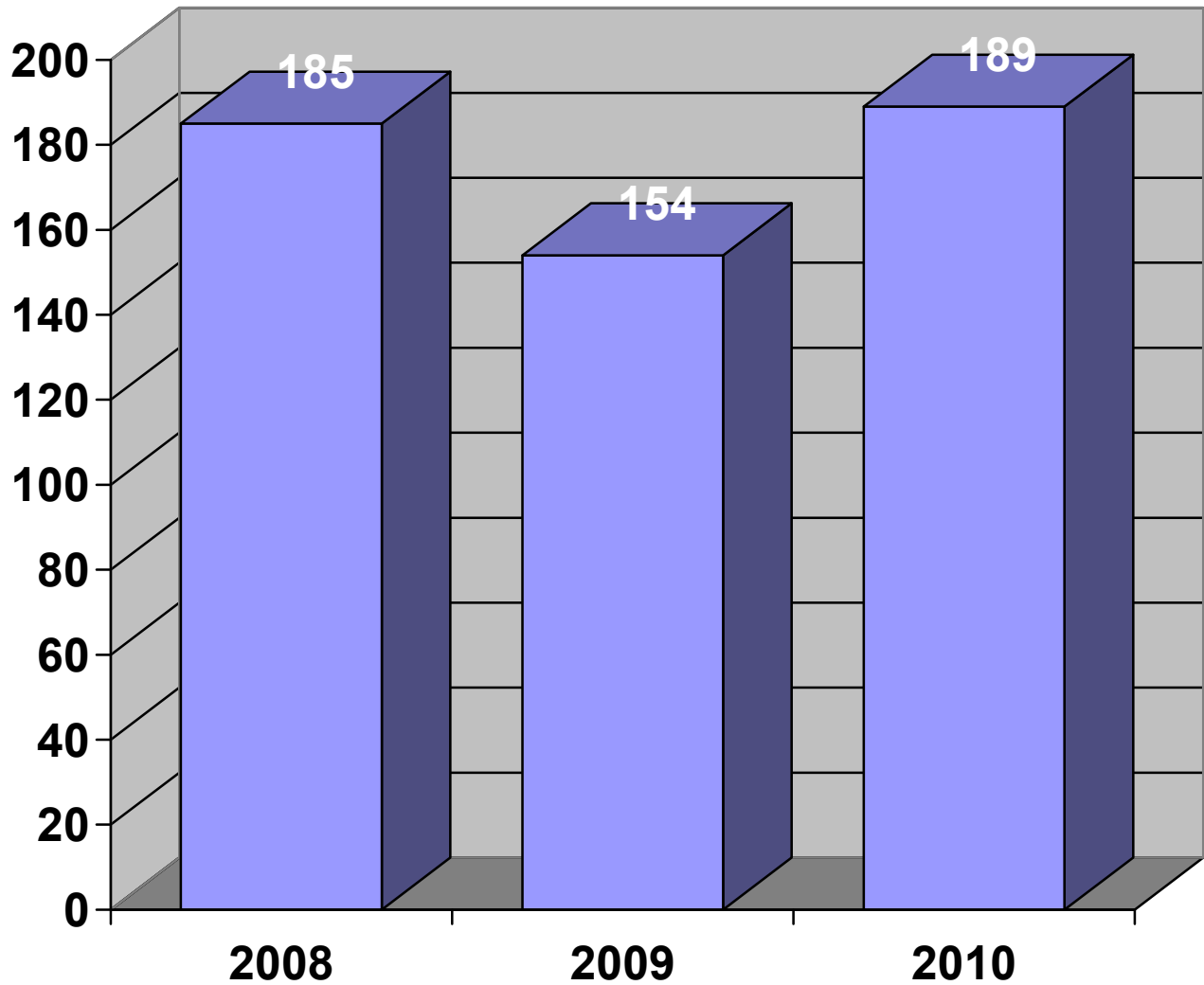
# Cumberland Police Department Analysis of Driving Under the Influence (D.U.I.) Arrests 2008-2010



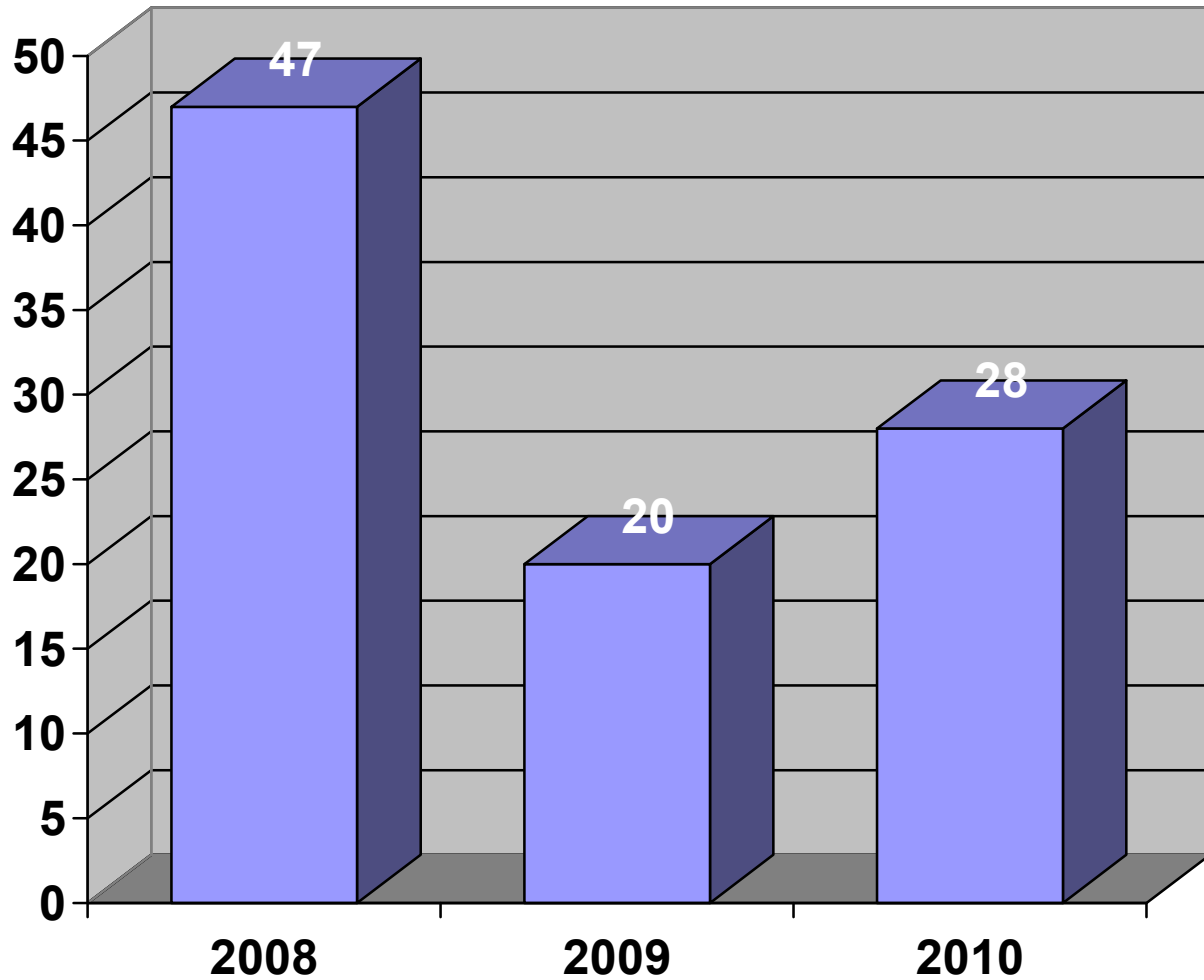
# Cumberland Police Department Analysis of Robberies 2008-2010



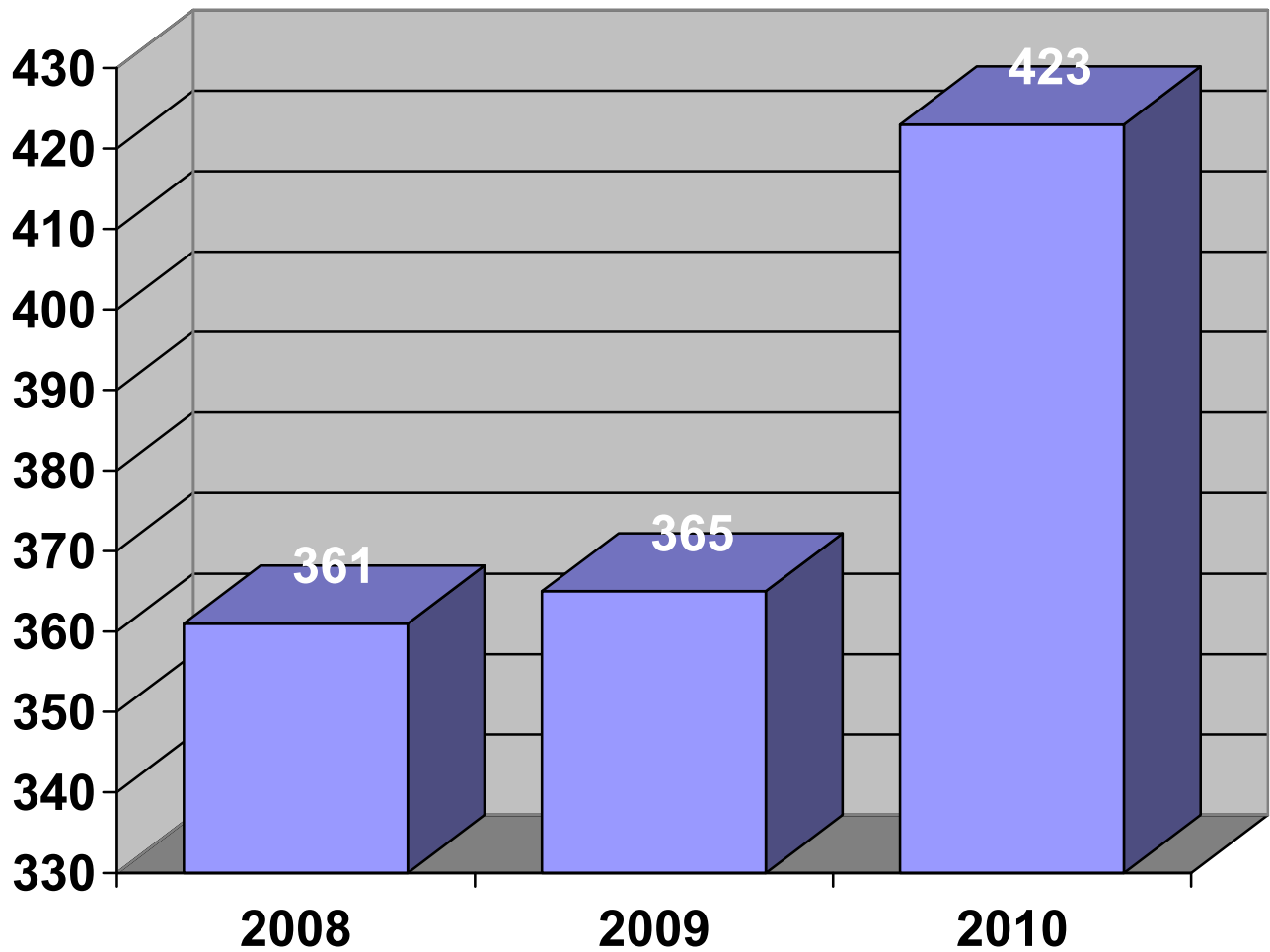
# Cumberland Police Department Analysis of Assaults 2008-2010



# Cumberland Police Department Analysis of Stolen Motor Vehicles 2008-2010



# Cumberland Police Department Analysis of Larcenies 2008-2010

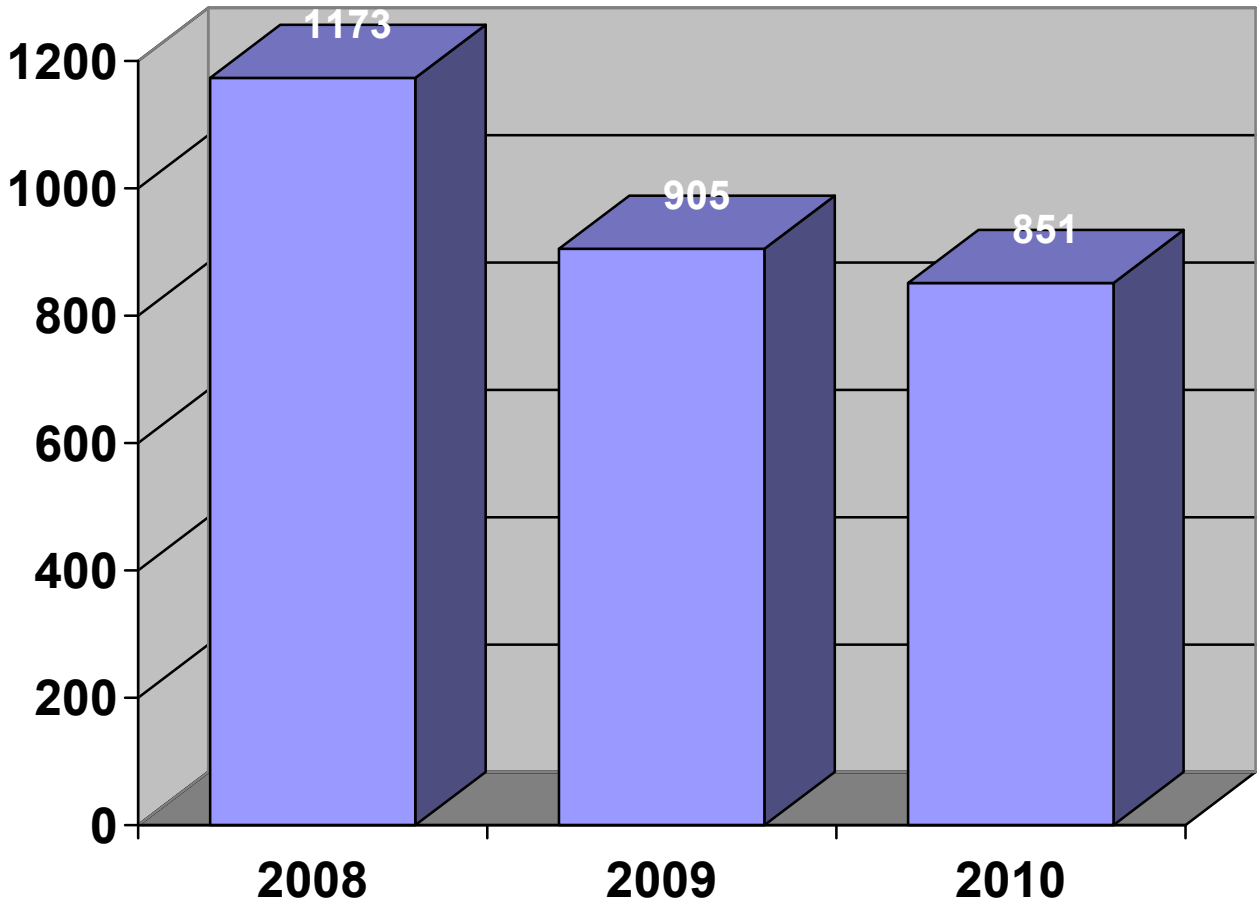


# MOTOR VEHICLE CRASHES

## Analysis of Accidents

### 2008-2010

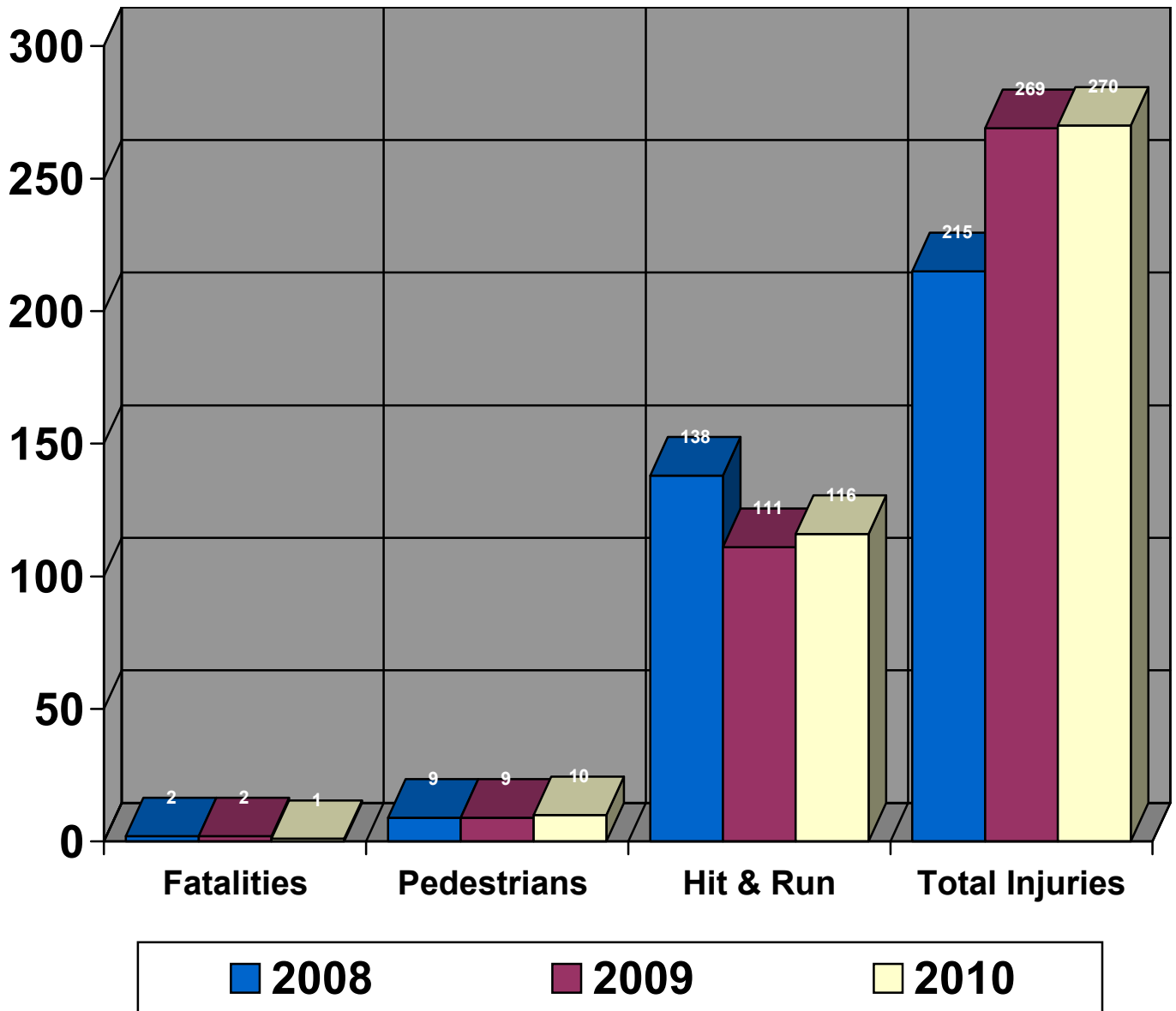
Number of Traffic Accidents per Year



# MOTOR VEHICLE CRASHES

## Analysis of Accidents

### 2008-2010



# CUMBERLAND POLICE

## DEPARTMENT

**2010**

### **“CALL ANALYSIS BY CALL REASONS”**

There were **16,231** calls for service during the calendar year **2010**.  
The following pages offer a comprehensive  
analysis by incident type.

**Cumberland Police Department**  
Call Analysis by Call Reasons for 2010

Date Range: Thru  
Selected Personnel: All  
Selected Duty: All  
Selected Post: All

	January Calls Day\$	February Calls Day\$	March Calls Day\$	April Calls Day\$	May Calls Day\$	June Calls Day\$	July Calls Day\$	August Calls Day\$	September Calls Day\$	October Calls Day\$	November Calls Day\$	December Calls Day\$
ACCIDENT	75 6.4	59 5.4	60 4.2	823 5.1%	77 5.8	64 4.7	67 5.0	63 4.3	73 4.9	66 4.8	77 5.7	81 6.4
ACCIDENT PEDESTRIAN												
	Total:			11 0.1%								
				2 0.1								
ACCIDENT HIT & RUN												
	13 1.0	8 0.7		116 0.7%								
				9 0.7								
				10 0.7								
				14 1.0								
				7 0.4								
ACCIDENT NOT INVESTIGATED												
	21 1.8	9 0.8		185 1.1%								
				19 1.4								
				19 1.4								
				11 0.7								
				18 1.1								
				17 1.2								
				24 1.8								
ALARM OF FIRE												
	3 0.3	5 0.5		30 0.2%								
				4 0.3								
				1 0.1								
ALARM												
	116 9.9	95 8.0	116 8.0	1522 9.4%								
				140 10.5								
				144 10.7								
				151 10.3								
				128 8.7								
				304 7.5								
				136 10.8								
ANIMAL												
	15 1.3	9 0.8	17 1.2	260 1.6%								
				12 0.9								
				23 1.7								
				31 2.1								
				26 1.8								
				15 1.1								
ASSAULT												
	2 0.2	5 0.5	1 0.1	83 0.5%								
				9 0.7								
				3 0.2								
				35 1.1								
				17 1.2								
				5 0.3								
AUTO THEFT												
				12 0.1%								
				1 0.1								
				2 0.1								
				1 0.1								
BREAK & ENTERING												
	11 0.9	5 0.5	8 0.6	78 0.5%								
				8 0.5%								
				9 0.7								
				5 0.3								
				11 0.8								
				5 0.3								
B&K ATTEMPT												
	3 0.3	2 0.2	2 0.3	26 0.2%								
				5 0.4								
				3 0.2								
				3 0.2								
BRUSH FIRE												
	1 0.1		1 0.1	9 0.1%								
				1 0.1								
				3 0.2								
ELASTING												
				15 0.1%								
				1 0.1								
				1 0.1								
				2 0.1								
				6 0.4								
				1 0.1								
				6 0.4								
				1 0.1								
				2 0.1								
				2 0.1								
CHILD & FAMILY												
	5 0.4	3 0.3	10 0.7	70 0.4%								
				9 0.7								
				4 0.3								
				6 0.4								
				3 0.2								
				8 0.5								
				9 0.7								
				4 0.3								
				8 0.5								
				3 0.2								
				7 0.4								
				6 0.4								
				2 0.1								
				2 0.1								
CIVIL												
	3 0.3	5 0.5	5 0.4	73 0.4%								
				3 0.2								
				8 0.6								
				6 0.4								
				7 0.5								
				6 0.4								
				7 0.4								
				6 0.4								
				2 0.1								
				2 0.1								
CONTESTING												
				3 0.0%								
				2 0.1								
				2 0.1								
				21 0.1%								
				1 0.1								
				3 0.2								
				3 0.2								
				3 0.2								
				2 0.1								
				2 0.1								
DRATH												
	3 0.3	3 0.3	1 0.1	21 0.1%								
				1 0.1								
				3 0.2								
				3 0.2								
				2 0.1								
				2 0.1								

Date Range: Thru  
Selected Personnel: All  
Selected Duty: All  
Selected Post: All

	January Calls Day\$	February Calls Day\$	March Calls Day\$	April Calls Day\$	May Calls Day\$	June Calls Day\$	July Calls Day\$	August Calls Day\$	September Calls Day\$	October Calls Day\$	November Calls Day\$	December Calls Day\$
<b>DISTURBANCE</b>												
14 1.3	11 1.0	17 1.2	22 1.6	43 3.2	25 1.7	30 1.9	24 1.6	27 2.0	15 1.1	16 1.3		
<b>TOTAL:</b>	<b>17 1.2</b>	<b>16 1.2</b>	<b>22 1.6</b>	<b>43 3.2</b>	<b>25 1.7</b>	<b>30 1.9</b>	<b>24 1.6</b>	<b>27 2.0</b>	<b>15 1.1</b>	<b>16 1.3</b>		
<b>DISORDERLY CONDUCT</b>												
1 0.1	3 0.3	5 0.4	3 0.2	7 0.5		3 0.2	6 0.4	1 0.1	7 0.5	2 0.2		
<b>TOTAL:</b>	<b>3 0.3</b>	<b>5 0.4</b>	<b>3 0.2</b>	<b>7 0.5</b>		<b>3 0.2</b>	<b>6 0.4</b>	<b>1 0.1</b>	<b>7 0.5</b>	<b>2 0.2</b>		
<b>DOMESTIC</b>												
11 0.9	14 1.3	13 0.9	11 0.8	13 1.0	24 1.6	25 1.6	13 0.9	11 0.8	10 0.7	14 1.1		
<b>TOTAL:</b>	<b>13 0.9</b>	<b>16 1.2</b>	<b>11 0.8</b>	<b>13 1.0</b>	<b>24 1.6</b>	<b>25 1.6</b>	<b>13 0.9</b>	<b>11 0.8</b>	<b>10 0.7</b>	<b>14 1.1</b>		
<b>DRUGS</b>												
3 0.2		3 0.2	1 0.1	2 0.1	1 0.1	2 0.1	4 0.3	1 0.1		1 0.1		
<b>TOTAL:</b>	<b>3 0.2</b>	<b>3 0.2</b>	<b>1 0.1</b>	<b>2 0.1</b>	<b>1 0.1</b>	<b>2 0.1</b>	<b>4 0.3</b>	<b>1 0.1</b>		<b>1 0.1</b>		
<b>DUMPING</b>												
1 0.1	2 0.2	7 0.5	4 0.3	6 0.4	1 0.1	2 0.1	5 0.3	3 0.1	4 0.3	2 0.2		
<b>TOTAL:</b>	<b>2 0.2</b>	<b>7 0.5</b>	<b>4 0.3</b>	<b>6 0.4</b>	<b>1 0.1</b>	<b>2 0.1</b>	<b>5 0.3</b>	<b>3 0.1</b>	<b>4 0.3</b>	<b>2 0.2</b>		
<b>DRUNK DRIVING</b>												
1 0.1		1 0.1	1 0.1	1 0.1	2 0.1	1 0.1	2 0.1					
<b>TOTAL:</b>	<b>1 0.1</b>	<b>1 0.1</b>	<b>1 0.1</b>	<b>1 0.1</b>	<b>2 0.1</b>	<b>1 0.1</b>	<b>2 0.1</b>					
<b>KLINGEL AFFAIRS</b>												
1 0.1	1 0.1	3 0.2	1 0.1	2 0.1	3 0.2	7 0.4	4 0.3	1 0.1	1 0.1	1 0.1		
<b>TOTAL:</b>	<b>1 0.1</b>	<b>3 0.2</b>	<b>1 0.1</b>	<b>2 0.1</b>	<b>3 0.2</b>	<b>7 0.4</b>	<b>4 0.3</b>	<b>1 0.1</b>	<b>1 0.1</b>	<b>1 0.1</b>		
<b>FIRE ASSISTANCE</b>												
4 0.3	5 0.5	9 0.6	7 0.5	2 0.1	4 0.3	1 0.1	2 0.1	2 0.1	5 0.4	3 0.2		
<b>TOTAL:</b>	<b>4 0.3</b>	<b>5 0.5</b>	<b>9 0.6</b>	<b>7 0.5</b>	<b>4 0.3</b>	<b>1 0.1</b>	<b>2 0.1</b>	<b>2 0.1</b>	<b>5 0.4</b>	<b>3 0.2</b>		
<b>FIRE INFORMATION</b>												
53 0.3%		53 0.3%	1 0.1	31 2.3	21 1.4							
<b>TOTAL:</b>	<b>53 0.3%</b>	<b>53 0.3%</b>	<b>1 0.1</b>	<b>31 2.3</b>	<b>21 1.4</b>							
<b>FIRE</b>												
6 0.5	6 0.6	13 0.9	7 0.5	4 0.3	5 0.3	4 0.3	1 0.1	6 0.4	5 0.4	6 0.5		
<b>TOTAL:</b>	<b>6 0.5</b>	<b>6 0.6</b>	<b>13 0.9</b>	<b>7 0.5</b>	<b>4 0.3</b>	<b>4 0.3</b>	<b>1 0.1</b>	<b>6 0.4</b>	<b>5 0.4</b>	<b>6 0.5</b>		
<b>SOUND PROPERTY</b>												
7 0.5	4 0.4	7 0.5	13 1.0	8 0.6	10 0.7	7 0.4	4 0.3	3 0.2	9 0.7	5 0.4		
<b>TOTAL:</b>	<b>7 0.5</b>	<b>4 0.4</b>	<b>7 0.5</b>	<b>13 1.0</b>	<b>8 0.6</b>	<b>10 0.7</b>	<b>7 0.4</b>	<b>4 0.3</b>	<b>9 0.7</b>	<b>5 0.4</b>		
<b>FRAUD</b>												
10 0.9	7 0.6	8 0.6	10 0.8	8 0.6	5 0.4	8 0.5	7 0.5	12 0.9	8 0.6	11 0.9		
<b>TOTAL:</b>	<b>10 0.9</b>	<b>8 0.6</b>	<b>10 0.8</b>	<b>8 0.6</b>	<b>5 0.4</b>	<b>8 0.5</b>	<b>7 0.5</b>	<b>12 0.9</b>	<b>8 0.6</b>	<b>11 0.9</b>		
<b>FIREWORKS</b>												
3 0.2		2 0.1	2 0.1	23 1.7	28 1.9	4 0.3	1 0.1					
<b>TOTAL:</b>	<b>3 0.2</b>	<b>2 0.1</b>	<b>2 0.1</b>	<b>23 1.7</b>	<b>28 1.9</b>	<b>4 0.3</b>	<b>1 0.1</b>					
<b>GENERAL INFORMATION</b>												
1 0.1		2 0.0%	1 0.1									
<b>TOTAL:</b>	<b>1 0.1</b>	<b>2 0.0%</b>	<b>1 0.1</b>									
<b>HIGHWAY</b>												
28 2.4	12 1.1	13 0.9	15 1.1	10 0.7	15 1.1	11 0.7	10 0.7	17 1.2	8 0.6	9 0.7		
<b>TOTAL:</b>	<b>13 0.9</b>	<b>15 1.1</b>	<b>10 0.7</b>	<b>15 1.1</b>	<b>11 0.7</b>	<b>11 0.7</b>	<b>10 0.7</b>	<b>17 1.2</b>	<b>8 0.6</b>	<b>9 0.7</b>		
<b>911 Hang Up</b>												
17 1.5	17 1.6	19 1.3	15 1.1	20 1.5	25 1.7	16 1.0	10 0.7	12 0.9	16 1.2	13 1.0		
<b>TOTAL:</b>	<b>19 1.3</b>	<b>15 1.1</b>	<b>20 1.5</b>	<b>25 1.7</b>	<b>16 1.0</b>	<b>10 0.7</b>	<b>12 0.9</b>	<b>16 1.2</b>	<b>13 1.0</b>			
<b>HAZARDOUS MATERIAL</b>												
1 0.1		1 0.1		1 0.1								
<b>TOTAL:</b>	<b>1 0.1</b>	<b>1 0.1</b>	<b>1 0.1</b>	<b>1 0.1</b>								
<b>INTERNET</b>												
17 0.1%		17 0.1%										
<b>TOTAL:</b>	<b>17 0.1%</b>	<b>17 0.1%</b>	<b>17 0.1%</b>	<b>17 0.1%</b>								

Cumberland Police Department  
Call Analysis by Call Reasons for 2010

Date Range: Thru  
Selected Personnel: All  
Selected Duty: All  
Selected Post: All

	January Calls Day%	February Calls Day%	March Calls Day%	April Calls Day%	May Calls Day%	June Calls Day%	July Calls Day%	August Calls Day%	September Calls Day%	October Calls Day%	November Calls Day%	December Calls Day%
January 1 0.1					4 0.3		1 0.1	1 0.1	2 0.1	4 0.3	2 0.1	2 0.2
<b>KIDNAPPING</b>				3 0.0%								
Total:	1			3								
1 0.1												
<b>LARCENY ATTEMPT</b>				1 0.0%		1 0.1						
Total:				1		1						
1 0.1												
<b>LARCENY</b>	23 2.0	43 4.0	48 3.4	444 2.7%	38 2.8	34 2.5	46 3.1	56 3.5	41 2.8	36 2.6	24 1.8	25 1.0
Total:	23	43	48	444	38	34	46	56	41	36	24	25
2.0	4.0	3.4	2.7	2.8	2.5	3.1	3.5	2.8	2.6	1.8	1.0	
<b>LOST/STOLEN ARTICLES</b>	4 0.3	3 0.3	6 0.4	8 0.6%	4 0.3	8 0.6	13 0.9	5 0.3	2 0.1	7 0.5	2 0.1	4 0.3
Total:	4	3	6	8	4	8	13	5	2	7	2	4
0.3	0.3	0.4	0.6	0.3	0.6	0.9	0.3	0.1	0.5	0.1	0.1	0.3
<b>LIQUOR LAWS</b>				7 0.0%		1 0.1	1 0.1	1 0.1	2 0.1			
Total:				7		1	1	1	2			
0.0%				0.0%		0.1	0.1	0.1	0.1			
<b>LIQUOR LICENSE</b>				1 0.0%								
Total:				1								
0.0%				0.0%								
<b>LOST/STOLEN PLATES</b>	6 0.5	9 0.8	5 0.4	6 0.5%	5 0.4	11 0.8	9 0.6	10 0.6	10 0.7	9 0.7	7 0.5	3 0.2
Total:	6	9	5	6	5	11	9	10	10	9	7	3
0.5	0.8	0.4	0.5	0.4	0.8	0.6	0.6	0.7	0.5	0.7	0.5	0.2
<b>MENTAL HEALTH</b>	1 0.1			3 0.0%				1 0.1			1 0.1	
Total:	1			3				1			1	
0.1				0.0%				0.1			0.1	
<b>MISSING PERSON</b>	4 0.3	2 0.2	4 0.3	48 0.3%	6 0.4	3 0.2	2 0.1	6 0.4	10 0.7	5 0.4		1 0.1
Total:	4	2	4	48	6	3	2	6	10	5		1
0.3	0.2	0.3	0.3	0.3%	0.4	0.2	0.1	0.4	0.7	0.4		0.1
<b>NOXIOUS VEHICLE</b>	94 4.6	47 3.9	60 4.5	737 4.5%	62 4.6	66 4.9	64 4.3	72 4.5	71 4.8	55 4.0	62 4.6	68 5.2
Total:	94	47	60	737	62	66	64	72	71	55	62	68
4.6	3.9	4.5	4.5	4.6	4.9	4.3	4.3	4.5	4.8	4.0	4.6	5.2
<b>VEHICLE STOP</b>	241 20.6	274 25.3	277 19.5	2856 18.3%	220 17.0	137 10.1	212 16.4	398 18.8	297 20.1	264 19.1	265 19.7	245 19.4
Total:	241	274	277	2856	220	137	212	398	297	264	265	245
20.6	25.3	19.5	18.3	17.0	10.1	16.4	18.8	20.1	19.1	19.7	19.4	
<b>NOTIFICATION</b>	5 0.4	11 1.0	9 0.8	109 0.7%	8 0.6	13 1.0	11 0.7	6 0.4	10 0.7	8 0.6	8 0.6	10 0.8
Total:	5	11	9	109	8	13	11	6	10	8	8	10
0.4	1.0	0.8	0.7%	0.6	1.0	0.7	0.4	0.7	0.6	0.6	0.8	
<b>NUISANCE</b>	23 2.0	19 1.8	33 2.3	488 3.0%	49 3.6	52 3.9	51 3.5	77 4.9	96 7.0	43 3.1	28 2.1	18 1.4
Total:	23	19	33	488	49	52	51	77	96	43	28	18
2.0	1.8	2.3	3.0%	3.6	3.9	3.5	4.9	7.0	3.1	2.1	1.4	
<b>ORDINANCE VIOLATION</b>	24 2.0	17 1.6	10 0.7	271 1.7%	29 2.1	37 2.7	22 1.5	26 1.6	17 1.2	18 1.3	16 1.2	32 2.5
Total:	24	17	10	271	29	37	22	26	17	18	16	32
2.0	1.6	0.7	1.7%	2.1	2.7	1.5	1.6	1.2	1.3	1.2	2.5	
<b>PACKAGE INVESTIGATED</b>				1 0.0%						1 0.1		
Total:				1						1		
0.0%				0.0%						0.1		
<b>POLICE ASSISTANCE</b>	69 5.9	63 5.8	65 4.6	859 5.3%	60 4.4	78 5.8	87 5.9	71 4.5	91 6.2	82 5.9	71 5.3	66 5.2
Total:	69	63	65	859	60	78	87	71	91	82	71	66
5.9	5.8	4.6	5.3%	4.4	5.8	5.9	4.5	6.2	5.9	5.3	5.2	
<b>PROPERTY CHECK</b>	75 6.4	65 6.0	162 11.4	1415 8.7%	88 6.5	72 5.3	74 5.0	163 10.3	135 9.1	140 10.1	178 13.0	188 12.5
Total:	75	65	162	1415	88	72	74	163	135	140	178	188
6.4	6.0	11.4	8.7%	6.5	5.3	5.0	10.3	9.1	10.1	13.0	12.5	

**Cumberland Police Department**  
Call Analysis by Call Seasons for 2010

Date Range: Thru  
Selected Personnel: All  
Selected Duty: All  
Selected Post: All

	January Calls Day\$	February Calls Day\$	March Calls Day\$	April Calls Day\$	May Calls Day\$	June Calls Day\$	July Calls Day\$	August Calls Day\$	September Calls Day\$	October Calls Day\$	November Calls Day\$	December Calls Day\$
PERSONNEL	19 1.6	19 1.8	12 0.8	16 1.2	26 1.9	7 0.5	14 1.0	11 0.7	15 1.0	22 1.6	13 1.0	15 1.2
PHONE CALLS	11 0.9	14 1.3	15 1.1	12 0.9	12 0.9	10 0.7	18 1.2	13 0.8	10 0.7	11 0.8	8 0.6	10 0.8
POLICE INFORMATION	67 5.7	61 5.6	92 6.5	65 4.9	90 6.7	86 6.4	84 5.7	80 5.0	68 4.6	95 6.9	87 6.5	97 4.5
POLICE INFORMATION NO PRESS				1 0.0%	1 0.1							
POLICE MUTUAL AID	1 0.1		2 0.1	3 0.2	2 0.1							1 0.1
PROPERTY DAMAGE/NOX CHARGE	7 0.6	7 0.6	6 0.4	12 0.9	7 0.5	13 1.0	9 0.6	18 1.1	12 0.8	5 0.4	9 0.7	7 0.6
PROWLERS		1 0.1		1 0.0%								
KAMAR POST	20 1.7	10 0.9	33 2.3	28 2.1	30 2.2	21 1.6	20 1.4	55 3.5	46 3.1	12 0.9	18 1.3	21 1.7
VEHICLE REPOSSESSION	5 0.4	1 0.1	3 0.2	1 0.1	1 0.1	1 0.1	3 0.2	4 0.3	3 0.2	3 0.2	1 0.1	1 0.1
RESCUE	26 2.2	28 2.6	35 2.5	29 2.2	30 2.2	30 2.2	30 2.0	28 1.8	42 2.8	17 1.2	23 1.7	25 2.0
ROBBERY		1 0.1		7 0.5%		1 0.1	1 0.1			2 0.1	1 0.1	1 0.1
RESTRAINING ORDER	6 0.5	4 0.4	3 0.2	8 0.6	4 0.3	5 0.4	6 0.4	4 0.3	8 0.5	5 0.4	6 0.4	1 0.1
RECOVERED STOLEN MV			3 0.2	2 0.2	1 0.1		1 0.1	2 0.1			1 0.1	1 0.1
SEX OFFENSE	1 0.1			4 0.3%								
SHOPLIFTING	1 0.1		1 0.1	3 0.2	1 0.1	1 0.1	1 0.1	2 0.1		1 0.1	1 0.1	2 0.2
SHOOTING		1 0.1		26 0.2%	2 0.1	4 0.3	3 0.2		4 0.3	5 0.4	2 0.1	3 0.2
STOLEN MOTOR VEHICLE	1 0.1	1 0.1	2 0.1	18 0.1%	3 0.2	2 0.1	1 0.1	2 0.1	3 0.2			3 0.2
SOLICITORS		2 0.2	1 0.1	2 0.2	4 0.3	5 0.4	7 0.5	1 0.1	3 0.2	4 0.3	1 0.1	1 0.1

Cumberland Police Department  
Call Analysis by Call Reasons for 2010

	January Calls Day%	February Calls Day%	March Calls Day%	April Calls Day%	May Calls Day%	June Calls Day%	July Calls Day%	August Calls Day%	September Calls Day%	October Calls Day%	November Calls Day%	December Calls Day%										
SPECIAL DETAIL																						
	Total:	3	0.0%							1	0.1	2	0.2									
STALKING	Total:	4	0.0%		1	0.1	1	0.1														
1	0.1																					
STORM DAMAGE	Total:	1	0.0%																			
1	0.1																					
SUSPICIOUS ACTIVITY	Total:	312	1.9%		35	2.6	26	1.9	40	2.7	29	1.8	27	1.8	20	2.1	25	1.9	18	1.4		
19	1.6	20	1.8																			
25	1.9																					
SUICIDE	Total:	2	0.0%		1	0.1																
1	0.1																					
SUSPICIOUS VEHICLE	Total:	316	1.9%		30	3.2	20	1.5	25	1.7	33	2.1	21	1.4	34	2.5	26	1.9	24	2.1		
21	1.8	24	2.2																			
24	1.8																					
SUSPICIOUS PERSON	Total:	327	2.0%		19	1.4	35	2.6	45	3.1	38	2.4	35	1.7	28	2.0	35	1.9	21	1.7		
21	1.8	31	1.0																			
25	1.9																					
THREATS	Total:	92	0.6%		7	0.5	9	0.7	10	0.7	7	0.4	8	0.5	12	0.9	5	0.4	6	0.5		
5	0.4	3	0.3																			
7	0.5																					
TOWED MOTOR VEHICLE	Total:	5	0.0%						1	0.1												
1	0.1																					
TRAFFIC	Total:	106	0.7%		10	0.7	6	0.4	7	0.5	9	0.6	15	1.0	12	0.9	4	0.3	15	1.2		
7	0.6	4	0.4																			
10	0.8																					
TRESPASSING	Total:	42	0.3%		7	0.5	4	0.3	6	0.4	3	0.2	1	0.1	5	0.3	2	0.1	2	0.1		
4	0.3	6	0.6																			
7	0.5																					
VANDALISM	Total:	362	2.2%		33	2.5	25	1.9	31	2.3	40	2.5	23	1.6	48	3.5	30	2.2	15	1.2		
15	1.3	18	1.7																			
38	2.7																					
VEHICLE FIRE	Total:	22	0.1%		2	0.1																
5	0.4	2	0.2																			
2	0.2																					
PROSTITUTION/VICE	Total:	1	0.0%																			
1	0.1																					
WARRANTS	Total:	117	0.7%		4	0.3	6	0.4	11	0.8	7	0.5	20	1.3	8	0.5	7	0.5	9	0.7	3	0.2
7	0.6	6	0.6																			
29	2.2																					
WEAPONS	Total:	22	0.1%		3	0.2	1	0.1	2	0.1	2	0.1	1	0.1	3	0.2	2	0.1	4	0.3		
2	0.2																					
3	0.2																					
WATER INCIDENT	Total:	6	0.0%																			
5	0.4																					
1	0.1																					

Cumberland Police Department  
Call Analysis by Call Reasons for 2010

Date Range:	Thru	Selected Personnel:	All	Selected Duty:	All	Selected Foot:	All																	
January	January	February	March	April	May	June	July	August	September	October	November	December												
1171	7.2	1085	6.7	1424	8.8	1328	8.2	1151	8.3	1350	8.3	1472	9.1	1586	9.8	1477	9.1	1382	8.5	1343	8.3	1262	7.8	
Grand Total:	16231																							

**RETURN A - RETURN OF OFFENSES KNOWN TO THE POLICE**

1 Classification of Offenses	2 Offenses Reported	3 Unfounded Offenses	4 Actual Offenses	5 Offenses Cleared	6 Clearances Persons Under 18
<b>1. a. CRIMINAL HOMICIDE</b>	11	1	1	1	
b. MANSLAUGHTER BY NEGLIGENCE	12				
<b>2. RAPE TOTAL</b>	20	1	1		
a. Rape	21	1	1		
b. Attempted Rape	22				
<b>3. ROBBERY TOTAL</b>	30	8	8	3	
a. Firearm	31	4	4	2	
b. Knife/Cutting Instrument	32				
c. Other Dangerous Weapon	33	1	1	1	
d. Strong Arm	34	3	3		
<b>4. ASSAULT TOTAL</b>	40	189	189	136	20
a. Firearm	41	1	1	1	
b. Knife/Cutting Instrument	42	4	4	2	
c. Other Dangerous Weapon	43	11	11	9	1
d. Strong Arm	44	1	1	1	1
e. Simple	45	172	172	123	18
<b>5. BURGLARY TOTAL</b>	50	94	94	8	1
a. Forcible Entry	51	43	43	2	1
b. Unlawful Entry - No Force	52	31	31	3	
c. Attempted Forcible Entry	53	20	20	3	
<b>6. LARCENY - THEFT (No Vehicles)</b>	60	423	423	34	2
<b>7. MOTOR VEHICLE THEFT TOTAL</b>	70	28	28	2	1
a. Autos	71	20	20	2	1
b. Trucks and Buses	72	1	1		
c. Other Vehicles	73	7	7		
<b>GRAND TOTAL</b>	77	744	744	184	24

Checking any of the blocks below eliminates your need to submit reports when values are zero. This will also aid the national program in its quality control reports.		DO NOT WRITE HERE	
<input type="checkbox"/> No supplementary homicide report submitted since no murders, homicides, manslaughters reported	<input type="checkbox"/> No age, sex, race, and ethnicity of arrestees under 18 since no arrests of persons in that age group	RECORDED	INITIALS
<input type="checkbox"/> No supplement to Return A since no crime offenses or recovery of property reported	<input type="checkbox"/> No age, sex, race, and ethnicity of arrestees over 18 since no arrests of persons in that age group	EDITED	
<input type="checkbox"/> No law enforcement officers killed/assaulted report since no officers were killed/assaulted	<input type="checkbox"/> No return of arson offenses since no arson offenses reported	ENTERED	
		ADJUSTED	
		CORRES.	

Agency Identifier: RI0040300

Date Range: 01/01/2010 - 12/31/2010

Agency: Cumberland PD

State: RI Population: 31840

Prepared By: NANCY WHITNEY

Title: CIVILIAN

Chief John R. Desmarais  
 Chief, Commissioner, Sheriff, or Superintendent

**Rape/Homicide Supplement to Return A**

1 Classification of Offenses	2 Offenses Reported	3 Unfounded Offenses	4 Actual Offenses	5 Offenses Cleared	6 Clearances Persons Under 18
<b>1. CRIMINAL HOMICIDE TOTAL</b>	<b>1</b>		<b>1</b>	<b>1</b>	
<b>(A) Murder Total</b>	<b>1</b>		<b>1</b>	<b>1</b>	
a. Firearm					
b. Knife/Cutting Instrument	1		1	1	
c. Other Dangerous Weapon					
d. Strong Arm					
<b>(B) Manslaughter Total</b>					
e. Firearm					
f. Knife/Cutting Instrument					
g. Other Dangerous Weapon					
h. Strong Arm					
i. Motor Vehicle Accident					
<b>(C) Accidental Death Total</b>					
j. Firearm					
k. Knife/Cutting Instrument					
l. Other Means					
<b>2. FORCIBLE RAPE TOTAL</b>	<b>1</b>		<b>1</b>		
<b>(A) Rape by Force Total</b>	<b>1</b>		<b>1</b>		
a. Firearm					
b. Knife/Cutting Instrument					
c. Other Dangerous Weapon					
d. Strong Arm	1		1		
<b>(B) Attempted Rape Total</b>					
e. Firearm					
f. Knife/Cutting Instrument					
g. Other Dangerous Weapon					
h. Strong Arm					